苏州博物馆本馆综合屋面渗漏维修图纸

日期：2026年4月

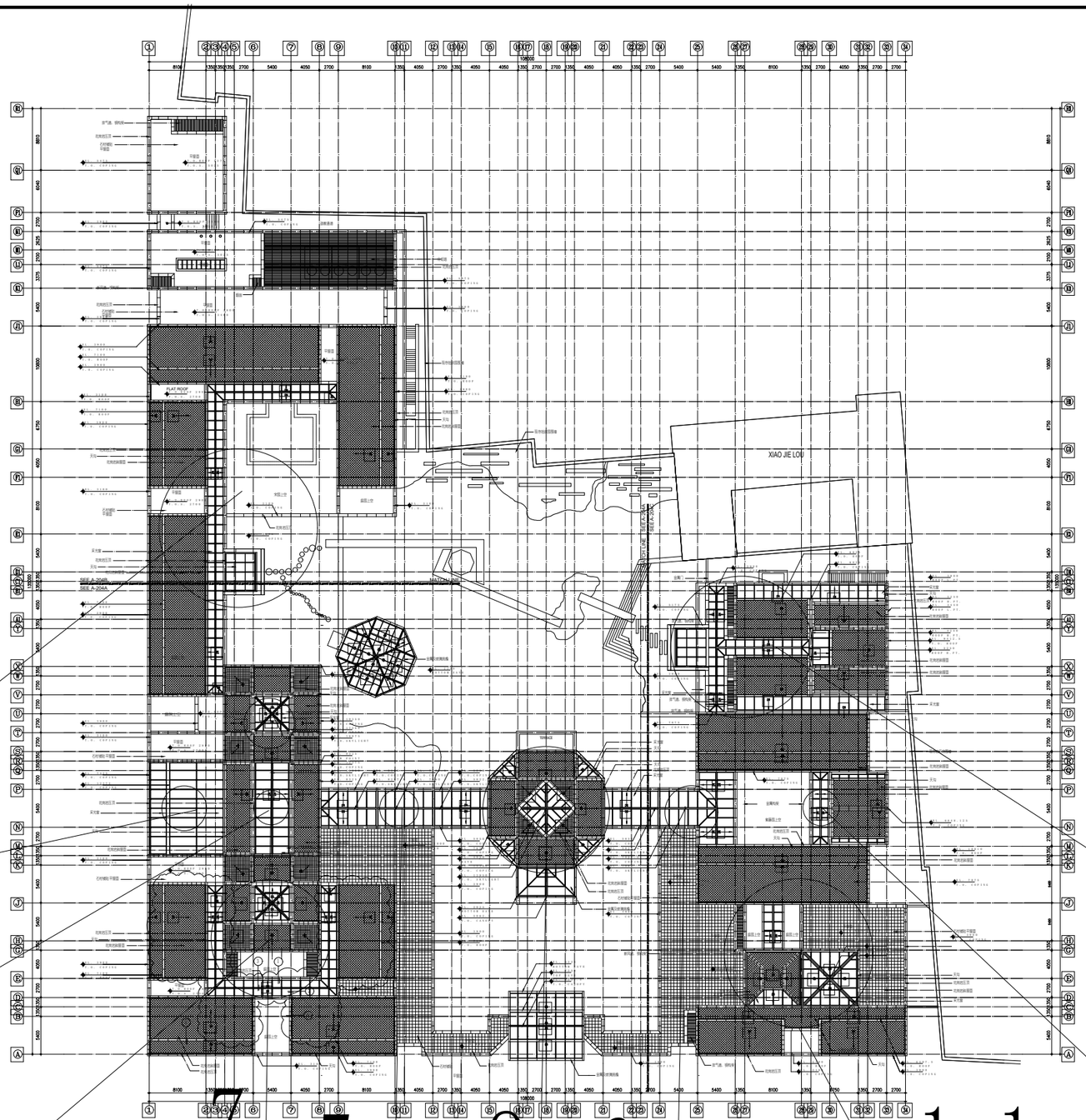

总平面图

苏州博物馆

SUZHOU MUSEUM

SUZHOU CHINA

注解 *General Notes*

PROJECT ELEVATION +/- 0000 = CITY DATUM EL. 03.58M

编号 No.	出图 Issue	日期 Date
GENERAL REVISIONS		
CONSTRUCTION DOCUMENTS		JUL 18, 2005
		OCT 22, 2004

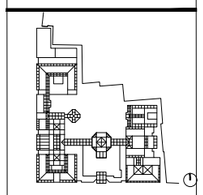

图名 *Drawing Title*

总平面图

会签栏 *Signed by*

建筑 *Architectural*	设备 *Mechanical*
结构 *Structural*	电气 *Electrical*
设计编号 *SIAD #*	工程号码 *Job #*
审定人 *Checked by*	工程负责人 *Supervised by*
审核人 *Checked by*	工种负责人 *Supervised by*
校对人 *Checked by*	设计人 *Designed by*
咨询 *Consulted by*	制图人 *Drawn by*

比例 *Scale* 1:20

日期 *Date* AUGT 15, 2005

图号 *Drawing #* ZPM－01

2026 苏博综合屋面渗漏维修方案（设计说明）

苏州博物馆本馆建筑群的屋面为多种结构和多种外观样式的屋面综合体，包括不锈钢板基双层石材与采光顶复合屋面，中间穿插有断崖状埃特板空心墙壁，从构造上就极易受各类承载变化和温差变形的影响，且防水层隐蔽在外装饰层下，故易发生基础拉伸渗漏，且不便检查，更难于维修；加之暖通出回风口全在地面，一层室内漏水容易延伸至负一层。本次维修目标不是彻底根除结构构造上的缺陷，而只是使渗漏情况保持在可控范围，满足日常使用功能。因需表述内容量过大，传统图纸的方式已无法精准表达，故编制此设计说明。

今年维修方案，原则上大面积沿用综合维修方法，即:分区试水系统排查可疑渗漏通道，局部拆除清理填缝，外侧缝隙区域覆盖，改善局部屋面和外墙防水构造的方式；同时针对已知重点部位因地制宜的处置，降低渗漏发生概率。具体内容如下：

1、所有玻璃顶维修（部位详见建筑总平面图，做法详见屋面维修节点图 1-3）。此部分渗漏风险最大，总体分为 11 个区域，分区试水，检查，修补一个个依次实施。

2、石材坡屋面维修（部位详见建筑图 230A-230B 及做法详见屋面维修节点图 4）。此部分工作重点在双层石材屋面的周边，从节点可以看到，屋面不锈钢防水层边缘，在大风压情况下，特殊角度时，雨水是有可能侧向流入墙面夹层的。维修时，应注重侧向和反向的冲水，模拟大风大雨情况下风水共同作用后果。发现漏点或疑似漏点，可拆除部分边缘石材瓦填补胶缝或因地制宜设置挡水措施。待屋面以上工作全部完成后，再开始全面排版调整屋面石材瓦。

3、石材平屋面试水查漏，进门主庭院东西两侧（部位详见建筑图 204A-204C）。此部位为平屋面，开放式石材板缝不打胶，石材板下为隐蔽排水系统。主要工作内容为清理大面积灰积泥，淋水试验平屋面区域渗漏情况。重点在屋面周边交界处，掀开石材板修补防水边缘，恢复后可在外围沿屋面女儿墙内侧适当用胶水填缝。注意缝隙可能较大，防止一次打胶量过大，胶未干流入排水系统，不建议采用泡沫条等辅材，避免残留进入排水系统。

4、混凝土平屋面维修（部位详见建筑图 204A-204C）沿齐门路侧，检查防水卷材，有翘皮裂缝的进行修补。特别关注屋面与水沟交接，以及女儿墙周边翻遍。

5、外立面检查维修：（部位详见建筑图 221-229）。中央大厅、两书画厅和当代艺术馆屋面都存在 AT 板墙在屋面上的情况，白色墙面板裂缝或板与石材接缝脱胶会直接造成屋面渗漏。其他所有部位墙面装饰面与结构间都有大间隙，加之博物馆复杂构造，和大量地面风口，近年发现早期预埋管线（已废弃）形成远距离渗漏水输送通道，故外墙面也必须全面排查，分区淋水试水，过程中重点对胶缝抵近判断渗漏风险。墙面裂纹较大的采用硅酮透明胶填缝，填缝前适当扩大缝隙，以满足胶

苏州博物馆

SUZHOU MUSEUM
SUZHOU CHINA

注解 General Notes

PROJECT ELEVATION +/- 0000 = CITY DATUM EL. 03.58M

	GENERAL REVISIONS	JUL 18, 2005
	CONSTRUCTION DOCUMENTS	OCT 22, 2004
编号 No.	出图 Issue	日期 Date

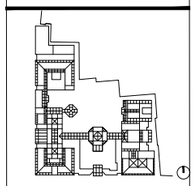

图名 Drawing Title

设计说明一

会签栏 Signed by

建筑 Architectural	设备 Mechanical
结构 Structural	电气 Electrical
设计编号 SAD-II	工程号码 Job #
审定人 Checked by	工程负责人 Supervised by
审核人 Checked by	工种负责人 Supervised by
校对人 Checked by	设计人 Designed by
会签 Consulted by	制图人 Drawn by
比例 Scale	图号 Drawing #
日期 Date AUGT 15, 2005	W—SM01

体温差伸缩要求，打胶后未干前擦胶抹平，达到隐形效果。

6、水沟检查维修主要分三类：石材坡屋面下部（石材部位详见建筑图 204A-204C）；双坡玻璃顶四周和单坡玻璃顶下侧都有（部分为隐蔽重叠建筑平面图不显示）；平屋面在石材下，沿女儿墙单侧或双侧布置，大屋面中间会加设少许（平屋面水沟位置详见天沟屋面分布图）。主要工作内容是定时沟内清理，施工当年加保修三年（按 4 次计算），排水口水管采用高压水枪冲洗疏通，并试水保证排水系统通畅。疑似渗漏的高危部位用沙袋堵住出水口进行 48 小时盛水试验，发现渗漏补胶或采用防水涂料修补，必要时拆除周边局部石材或铝合金玻璃顶进行维修。

7、紫藤园及类似庭院地面打胶：（详见建筑图 204C）。紫藤园及类似庭院地面，渗漏的问题是结构构造造成（紫藤园地面石材下透水层、开窗的不连续墙面、紧靠门窗的地面出风口），只能通过表面石材胶缝隔断雨水进入透水层。地表胶缝因人员经常走动极易磨损破坏故须至少每年全面打胶一次，每次打胶前将旧胶清理干净后实施。本次维修质保期 3 年，拟打胶 2 次。另外地面因石材缝隙潮气不易散发，尽量每年安排秋季实施，实施打胶前确保石材和缝隙彻底干透。

8、负一层会议室维修（详见装饰图会议室 1-2 及相应节点）



拆除图示正面（正对大门的）背景墙，及其上方木饰面吊顶，及全部石膏板吊顶，吊顶内风管线管灯具等所有设施设备，直到渗漏部位混凝土顶板完全外露（含两侧小间），排查渗漏部位。内部分区域增设防水排水层，泡水风管风口、木饰面、背景墙布和吊顶按原样换新。



9、贵宾室走廊两侧庭院维修（详见建筑图 640）：雨量大时，雨水漫过侧壁石材下侧混凝土坎，进入地面风管和地下办公室吊顶。主要步骤和内容：①拆除玻璃幕墙下石材，清理淤泥到结构面，内设隐蔽防水止水带，缝隙采用硅酮胶多次填塞，表面丙烯酸两布六涂，最后恢复石材台阶；②拆除墙面勒脚石材，增高内侧防水，修补墙面恢复肋脚石材。注意拆除石材时应采用破坏不锈钢连接件的方式，保留石材完好，拆除后送石材厂清理翻新，如遇破损整个墙面一起换新以避免色差。

10、立面各异形玻璃窗检查维修（部位详见建筑图 230A-230B）。高窗（维修节点图 5）、幕墙等立面玻璃和周边胶缝也需要严格逐条逐段检查，对检查后已发现渗漏的部位和高风险部位进行修补。高窗位于双坡屋面中间顶部，作业中建议准备合适坡度的脚手架或装备，既

苏州博物馆

SUZHOU MUSEUM
SUZHOU CHINA

注解 General Notes
PROJECT ELEVATION +/- 0000 = CITY DATUM EL. 03.58M

编号 No.	出图 Issue	日期 Date
	GENERAL REVISIONS	JUL 18, 2005
	CONSTRUCTION DOCUMENTS	OCT 22, 2004

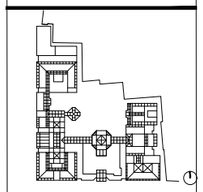

图名 Drawing Title
设计说明二

会签栏 Signed by	
建筑 Architectural	设备 Mechanical
结构 Structural	电气 Electrical
设计编号 SIAD #	工程号码 Job #
审定人 Checked by	工程负责人 Supervised by
审核人 Checked by	工种负责人 Supervised by
校对人 Checked by	设计人 Designed by
咨询 Consulted by	制图人 Drawn by
比例 Scale	图号 Drawing #
日期 Date AUGT 15, 2005	W—SM02

满足安全登高，又保护屋面石材。其他部位正常吊绳登高安全防护，注意换专用鞋不留脚印。花格窗、六角窗、玻璃橱窗等也须高空作业抵近检查。检查玻璃与框间橡皮条，框与石材间胶缝完好情况，发现漏水隐患及时更换或补打胶水。

11、地面风口（部位详见建筑图 204C）。铝合金风口年久老化，风口内落差数米高，存在被踩踏掉落的安全风险，且防虫网已坏，地面垃圾大量掉落，清理困难。更换成品风口满足以下几点要求：①铝合金风口改不锈钢材质，满足承载力；②表面氟碳喷涂，外观保持原状；③上下双层设置，可开启；④内置防虫网，不锈钢材质；⑤安装前检查原埋件和连接部件，安装时现场检测加固，保障可靠使用三年以上；⑥成品定制，现场快速施工；⑦拆旧与换新同时进行，减少更换过程安全风险。

12、当代艺术馆楼梯间石膏板吊顶漏水损坏整体修复，需搭设满堂脚手架，安排专业高空作业人员进行脚手架搭设，施工需更换损坏石膏板，整体批腻子刷乳胶漆，材料需满足净味环保要求。全程注意楼梯玻璃扶手等成品保护，避免粉尘污染公共展陈区域，影响正常开放。

本工程所有工作内容需质保 3 年，通过长期维护，减少渗漏概率，保障日常使用功能。

会议室改造配套材料清单

部位	材料品种	材质等设计相关的说明	数量	单位
会议室	不锈钢托盘	厚度1.5mm，配托盘间缝隙压顶，每个都配下水连接出水口，底部铺设防噪音隔声棉	20.5	m2
	转换层	40*40*3方管，水平双向间距900mm，竖杆间距小于1.5米，至少设置纵横各两排斜撑。后置埋板和连接部位采用螺栓连接，尽量避免电焊。	53	m2
	导水管布设	PVC50,按现场实际情况沿墙面布置，不锈钢独立吊筋和管卡，固定间距小于1.2m。	21	m
	转换层固定件	Q235,50*50*5厚定制铁件	60	套
	检修孔	300*300，定制成品铝合金检修口	1	套
	风管止水滴水环	30*30*1.5厚不锈钢，四角螺栓连接，与风管保温接触面打胶处理。	6	道
	用电线	2.5平方	261	m
	线路管	原地面管线作废，改墙面或顶面。含线管，不含电线，固定，打孔，防水，接线盒	44	m
	面板	罗格朗面板，含固定底座	26	套
消控间及杂物间	不锈钢托盘	厚度1.5mm，配托盘间缝隙压顶，每个都配下水连接出水口，底部铺设防噪音隔声棉	6.4	m2
	转换层	40*40*3方管，水平双向间距900mm，竖杆间距小于1.5米，至少设置纵横各两排斜撑。后置埋板和连接部位采用螺栓连接，尽量避免电焊。	23	m2
	线路管	原地面管线作废，改墙面或顶面。含线管，电线，固定，打孔，防水，接线	17	m
	导水管布设	PVC50,按现场实际情况沿墙面布置，不锈钢独立吊筋和管卡，固定间距小于1.2m。	8	m
	转换层固定件	Q235,50*50*5厚定制铁件	60	套
	用电线	2.5平方	97	m
	检修孔	300*300，定制成品铝合金检修口	1	套
	风管止水滴水环	30*30*1.5厚不锈钢，四角螺栓连接，与风管保温接触面打胶处理。	2	道

苏州博物馆

SUZHOU MUSEUM

SUZHOU CHINA

注解 General Notes

PROJECT ELEVATION +/- 0000 = CITY DATUM EL. 03.58M

编号 No. 出图 Issue 日期 Date

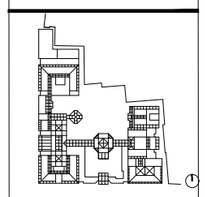

图名 Drawing Title

设计说明三

会签栏 Signed by

建筑 Architectural 设备 Mechanical

结构 Structural 电气 Electrical

设计编号 BAD # 工程号码 Job #

审定人 Checked by 工程负责人 Supervised by

审核人 Checked by 工种负责人 Supervised by

校对人 Checked by 设计人 Designed by

咨询 Consulted by 制图人 Drawn by

比例 Scale 图号 Drawing #

日期 Date

W-SM03

13、地下文物库房增加顶部接水托盘详见地下文物库房吊顶接水托盘图纸，现场搭设6米高脚手架至吊顶面，拆除吊顶和龙骨28.34平方米，增设专用转换层和接水托盘，并设置引流管线。注意管线坡度满足自排水要求，并严禁在库房临水池侧墙面打孔。完工后对施工过程产生的粉尘污染进行全面保洁。

新增文物库房部位局部改造配套材料清单				
部位	材料品种	材质等设计相关的说明	数量	单位
库房区域	不锈钢托盘	厚度1.5mm，配托盘间缝隙压顶，考虑漏水点偏高，为防止托盘溅水，托盘高度为150mm，每个都配下水连接出水口，底部铺设防噪音隔声棉	44.42	m2
	转换层	40*40*3方管，水平双向间距900mm，竖杆间距小于1.5米，至少设置纵横各两排斜撑。后置埋板和连接部位采用螺栓连接，尽量避免电焊。	31.79	m2
	导水管布设	PVC50,按现场实际情况沿墙面布置，不锈钢独立吊筋和管卡，固定间距小于1.2m。	60.00	m
	风管止水滴水环		10.00	套
	铝单板拆除与恢复	用于安装托盘措施	28.3400	m2
	成品保护	地面墙面保护膜	47.2400	m2
	开孔	墙面排水管开孔	9.0000	个

苏州博物馆

SUZHOU MUSEUM
SUZHOU CHINA

注解 General Notes

编号 No. 出图 Issue 日期 Date

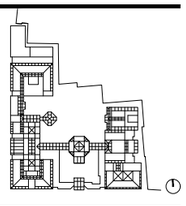

图名 Drawing Title

设计说明四

会签栏 Signed by

建筑 Architectural 设备 Mechanical

结构 Structural 电气 Electrical

设计编号 SIAD # 工程号码 Job #

审定人 Checked by 工程负责人 Supervised by

审核人 Checked by 工种负责人 Supervised by

校对人 Checked by 设计人 Designed by

咨询 Consulted by 制图人 Drawn by

比例 Scale 图号 Drawing #

日期 Date

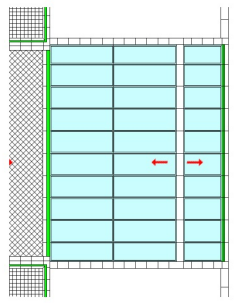

3	底层出入天棚	基桩总长	(6387.18124+2528.21)*11+1250*(10*5)	182.57
		抗裂防水浆	(6387.18124+2528.21)*11*0.2+1250*(10*5)*0.2	182.57
		底层原浆面	(6387.18124+2528.21)*11250*10	136.44
		屋脊粘结砂	(6387.18124+2528.21)*11*3+1250*(10*3)*3	547.71
		结构胶缝	(6387.18124+2528.21)*10*2+1250*(10*3)*2	292.31

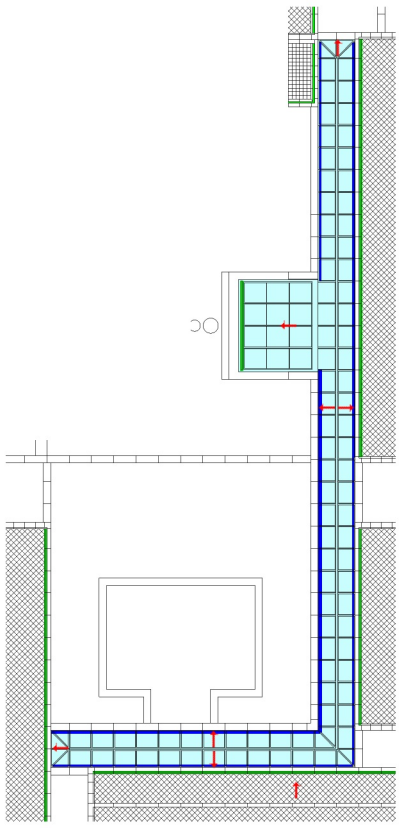

2	上化走廊	基桩总长	(41800+16250)+1243.7882*(15+33)*2	177.46
		抗裂防水浆	(41800+16250)*0.4+1243.7882*(15+33)*2*0.2	235.50
		底层原浆面	(41800+16250)*1243.7882*2	144.40
		屋脊粘结砂	(41800+16250)*4+1243.7882*(15+33)*3	590.41
		结构胶缝	(41800+16250)*2*2+1243.7882*(15+33)*2*2	471.01

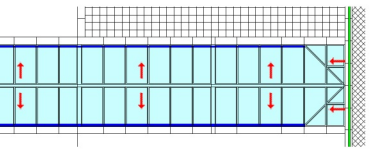

5	大厅西侧	基桩总长	2775.9456*(23*2+1)+23850	154.32
		抗裂防水浆	2775.9456*(23*2+1)*0.2+23850*0.4	178.17
		底层原浆面	2775.9456*2+23850	132.41
		屋脊粘结砂	2775.9456*(23*2+1)+23850	154.32
		结构胶缝	2775.9456*(23*2+1)+2*2375*4	356.04

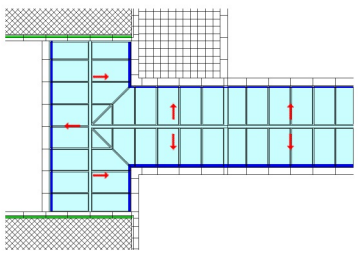

6	大厅东侧	底层原浆面	2775.9456*2+15900+2775.9456*2*10350	145.74
		屋脊粘结砂	2775.9456*(13*2)*15900*4+2775.9456*(8*(8*2+1)+10350*4	463.10
		结构胶缝	2775.9456*(13*2)*2+15900*4+2775.9456*(8*(8*2+1))*2+10350*4	343.73
		基桩总长	(7000+1.414*2)+(2475*4+1125*1.414*8)	42.42
		抗裂防水浆	(7000+1.414*2)*0.4+(2475*4+1125*1.4*14*8)*0.2	62.22

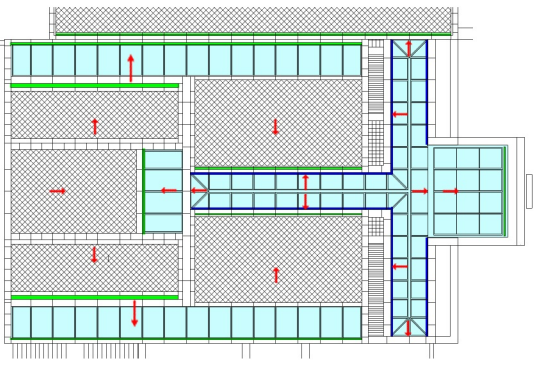

10	1东走廊	基桩总长	1243.7882*(12+16)*2+(12075+1575)	97.48
		抗裂防水浆	1243.7882*(12+16)*2*0.2+(12075+1575)*0.4	125.30
		底层原浆面	1243.7882*2+(12075+1575)+2264+2126*2+4062+2767	179.60
		屋脊粘结砂	1243.7882*(12+16)*2*3+(12075+1575)*4	320.26
		结构胶缝	1243.7882*(12+16)*2*2+(12075+1575)*4	250.60

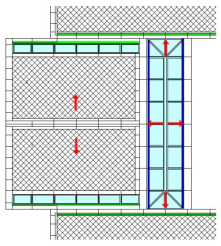

11	曲折梁	基桩总长	2516*4*5+7660*5+3150*5+2250*1.414*2*5+1760*4+3150*4+1350*4+1350*1.414*2*4	171.05
		抗裂防水浆	12437882*(12+16)*2*0.2+(12075+1575)*0.4	125.30
		底层原浆面	(7660+2700)*2516/2*5+3150/2*1760	67.85
		屋脊粘结砂	(2516*4*5+7660*5+3150*5+2250*1.414*2*5+1760*4+3150*4+1350*1.414*2*4) *2	513.14
		结构胶缝	(2516*4*5+7660*5+3150*5+2250*1.414*2*5+1760*4+3150*4+1350*1.414*2*4) *2	342.09

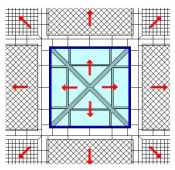

7	书画厅	基桩总长	(7000+1.414*2)*4(2475*4+1125*1.414*8)	42.42
		抗裂防水浆	(7000+1.414*2)*0.4+(2475*4+1125*1.4*14*8)*0.2	62.22
		底层原浆面	7000*7000/2*1.414	34.64
		屋脊粘结砂	(7000+1.414*2)*4+(2475*4+1125*1.414*8)*3	147.06
		结构胶缝	(7000+1.414*2)*(2+1.414)+(2475*4+1125*1.414*8)*2	112.84

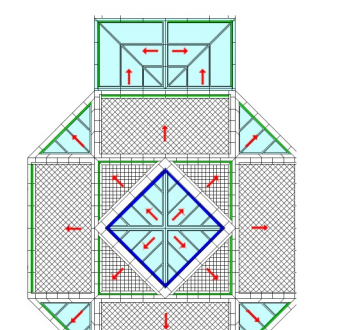

8	中央大厅	基桩总长	(7277.2*1.414*2)+(1936.48*1.414*8+9)*81.89*1.414*8)	53.59
		抗裂防水浆	(7277.2*1.414*2)+(1936.48*1.414*8+9)*81.89*1.414*8)*0.2	267.96
		底层原浆面	(7277.2*7277.2/2)*1.414	37.44
		屋脊粘结砂	(7277.2*1.414*2)*4+(1936.48*1.414*8+981.89*1.414*8)*3	181.36
		结构胶缝	(7277.2*1.414*2)*(2+1.414)+(1936.48+981.89*1.414*8)*2	136.29

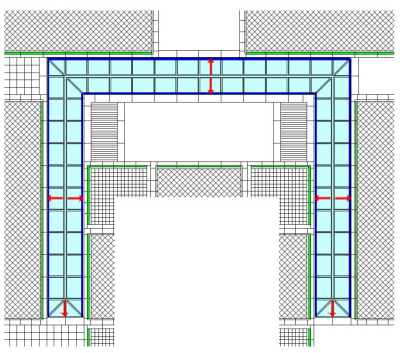

1	1南走廊	基桩总长	(13550+16100+13550)+1243.7882*(13+12+13)*2	137.73
		抗裂防水浆	(13550+16100+13550)*0.4+1243.7882*(13+12+13)*2*0.2	180.93
		底层原浆面	(13550+16100+13550)*1243.7882*2	107.46
		屋脊粘结砂	(13550+16100+13550)*4+1243.7882*(13+12+13)*2*3	456.38
		结构胶缝	(13550+16100+13550)*2*2+1243.7882*(13+12+13)*2*2	366.83

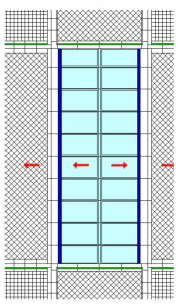

4	高跨连廊	基桩总长	2775.9456*22+13050	74.12
		抗裂防水浆	2775.9456*22*0.2+13050*0.4	87.17
		底层原浆面	2775.9456*22*2+13050	72.45
		屋脊粘结砂	2775.9456*22*3+13050*4	236.41
		结构胶缝	2775.9456*(22*2-4)+13050*4	163.24

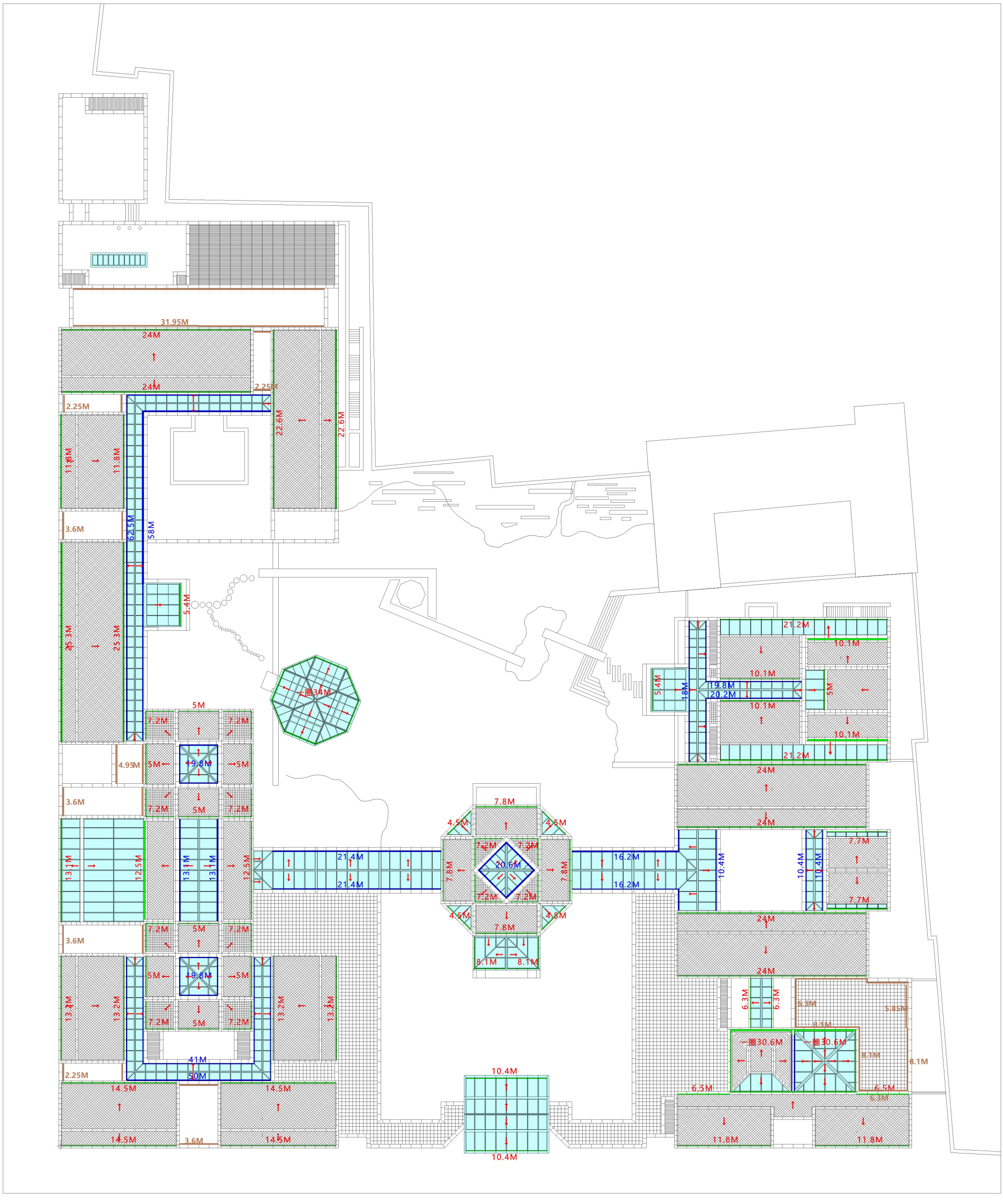
31.95M
24M
24M
2.25M
2.25M
22.6M
22.6M
11.8M
11.8M
3.6M
62.5M
58M
5.4M
25.3M
25.3M
一圈34M
5M
7.2M
7.2M
4.95M
5M
9.8M
5M
3.6M
7.2M
5M
7.2M
13.1M
12.5M
13.1M
13.1M
12.5M
21.4M
21.4M
7.8M
7.8M
20.6M
16.2M
16.2M
4.5M
4.5M
7.2M
7.2M
7.2M
7.2M
4.5M
4.5M
7.8M
8.1M
8.1M
3.6M
7.2M
5M
7.2M
5M
9.8M
5M
13.2M
13.2M
13.1M
13.1M
7.2M
5M
7.2M
41M
50M
2.25M
14.5M
14.5M
14.5M
14.5M
3.6M
10.4M
10.4M
21.2M
10.1M
10.1M
19.8M
20.2M
10.1M
10.1M
21.2M
5.4M
18M
5M
24M
24M
10.4M
10.4M
7.7M
7.7M
24M
24M
6.3M
6.3M
6.3M
5.85M
8.1M
一圈30.6M
一圈30.6M
8.1M
8.1M
6.5M
6.5M
6.3M
11.8M
11.8M

天沟明沟　天沟暗沟

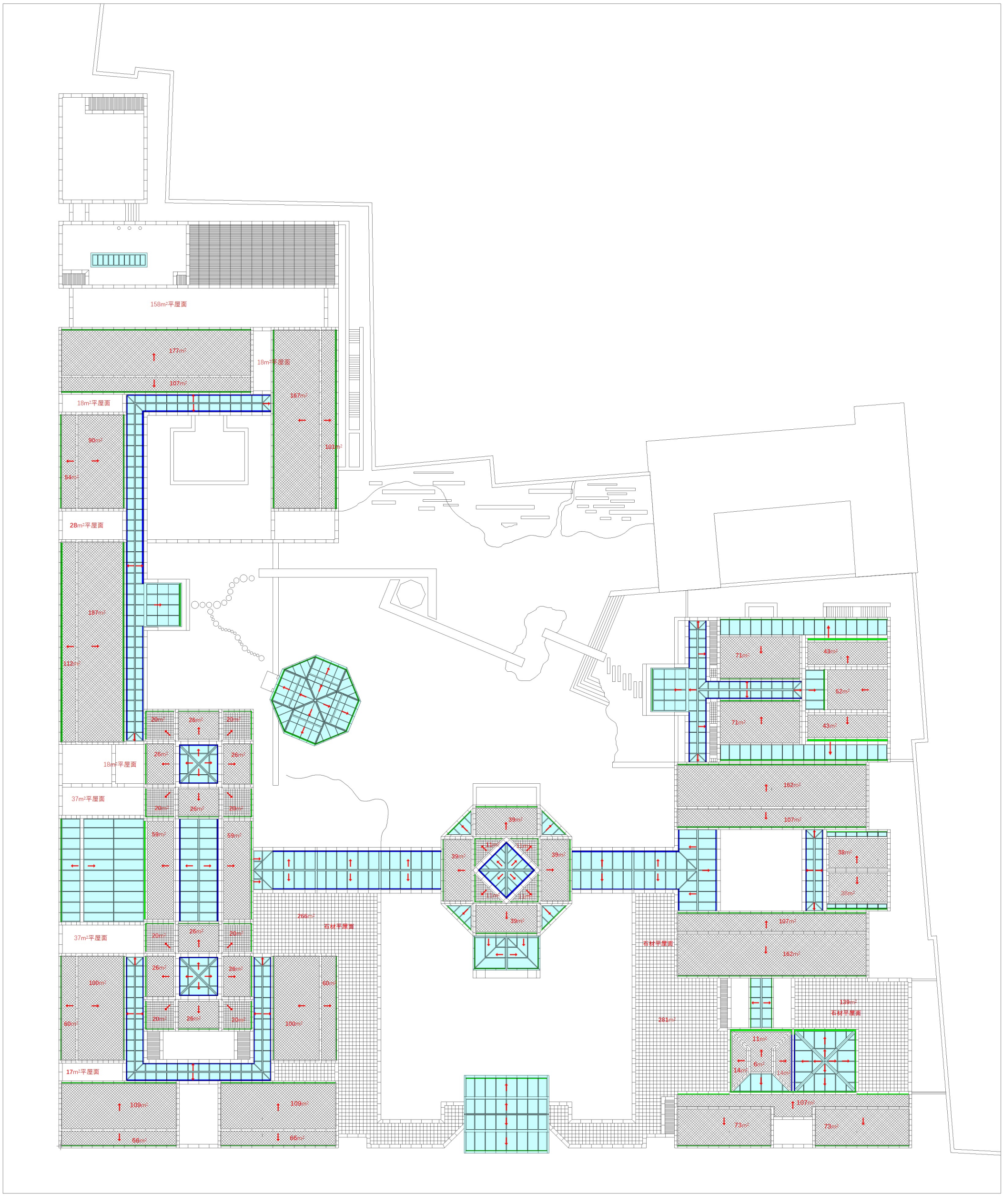
158m²平屋面
177m²
107m²
18m²平屋面
167m²
101m²
18m²平屋面
90m²
54m²
28m²平屋面
187m²
112m²
20m²
26m²
20m²
26m²
26m²
18m²平屋面
37m²平屋面
20m²
26m²
20m²
59m²
59m²
39m²
11m²
11m²
39m²
11m²
11m²
39m²
266m²
石材平屋面
37m²平屋面
20m²
26m²
20m²
26m²
26m²
100m²
60m²
20m²
26m²
20m²
100m²
60m²
17m²平屋面
109m²
66m²
109m²
66m²
71m²
43m²
52m²
71m²
43m²
162m²
107m²
38m²
28m²
107m²
162m²
石材平屋面
139m²
石材平屋面
281m²
11m²
6m²
14m²
14m²
107m²
73m²
73m²

天沟明沟　　天沟暗沟

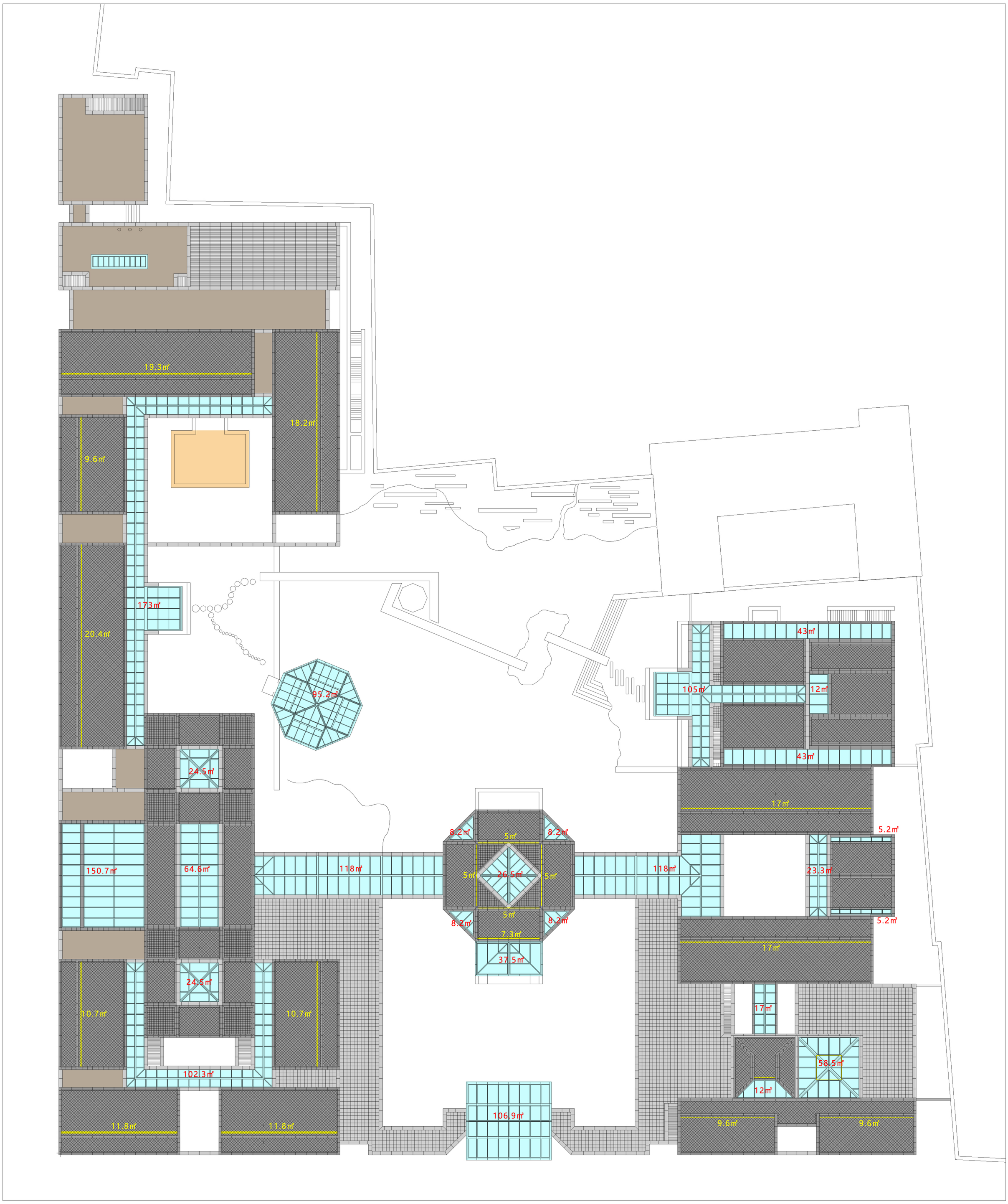
19.3㎡
18.2㎡
9.6㎡
20.4㎡
173㎡
95.2㎡
24.5㎡
150.7㎡
64.6㎡
118㎡
8.2㎡
5㎡
26.5㎡
7.3㎡
37.5㎡
118㎡
43㎡
105㎡
12㎡
43㎡
17㎡
5.2㎡
23.3㎡
5.2㎡
17㎡
17㎡
58.5㎡
12㎡
9.6㎡
9.6㎡
24.5㎡
10.7㎡
10.7㎡
102.3㎡
11.8㎡
11.8㎡
106.9㎡

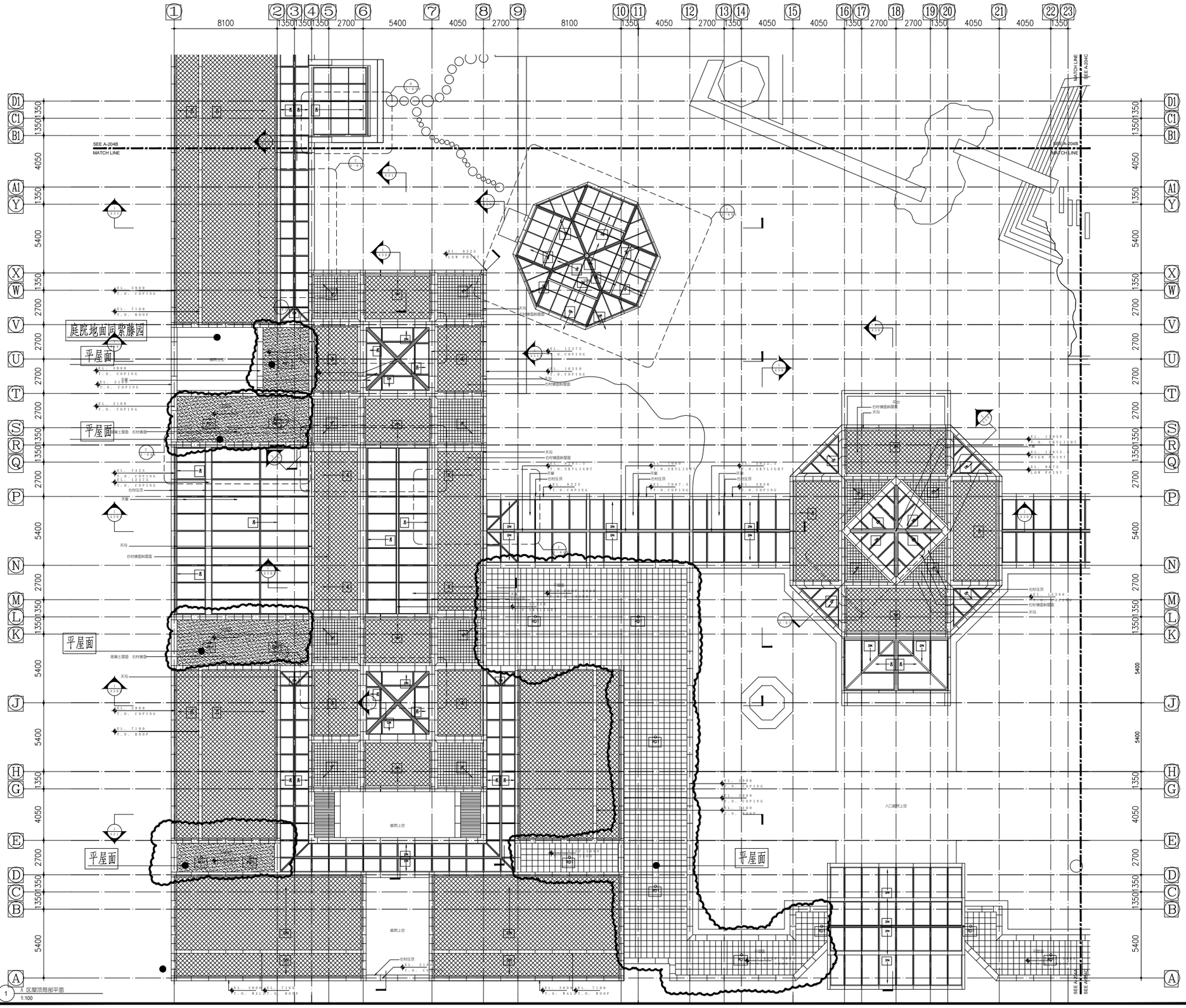

苏州博物馆

SUZHOU MUSEUM
SUZHOU CHINA

注解 *General Notes*

01 PROJECT ELEVATION +/- 0000 = CITY DATUM EL. 03.58M

编号 No.	出图 Issue	日期 Date
04	GENERAL REVISIONS	JUL 18, 2005
03	CONSTRUCTION DOCUMENT	OCT 22, 2004
02	GENERAL REVISIONS	APR 16, 2004
01	DESIGN DEVELOPMENT	OCT 1, 2003

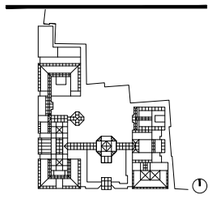

图名 *Drawing Title*

A 区屋顶局部平面

会签栏 *Signed by*

建筑 *Architectural*	设备 *Mechanical*
结构 *Structural*	电气 *Electrical*
设计编号 *SIAD #*	工程号码 *Job #*
审定人 *Checked by*	工程负责人 *Supervised by*
审核人 *Checked by*	工种负责人 *Supervised by*
校对人 *Checked by*	设计人 *Designed by*
咨询 *Consulted by*	制图人 *Drawn by*
比例 *Scale* 1:100	图号 *Drawing #* A-204A-E
日期 *Date* AUG. 15, 2005	

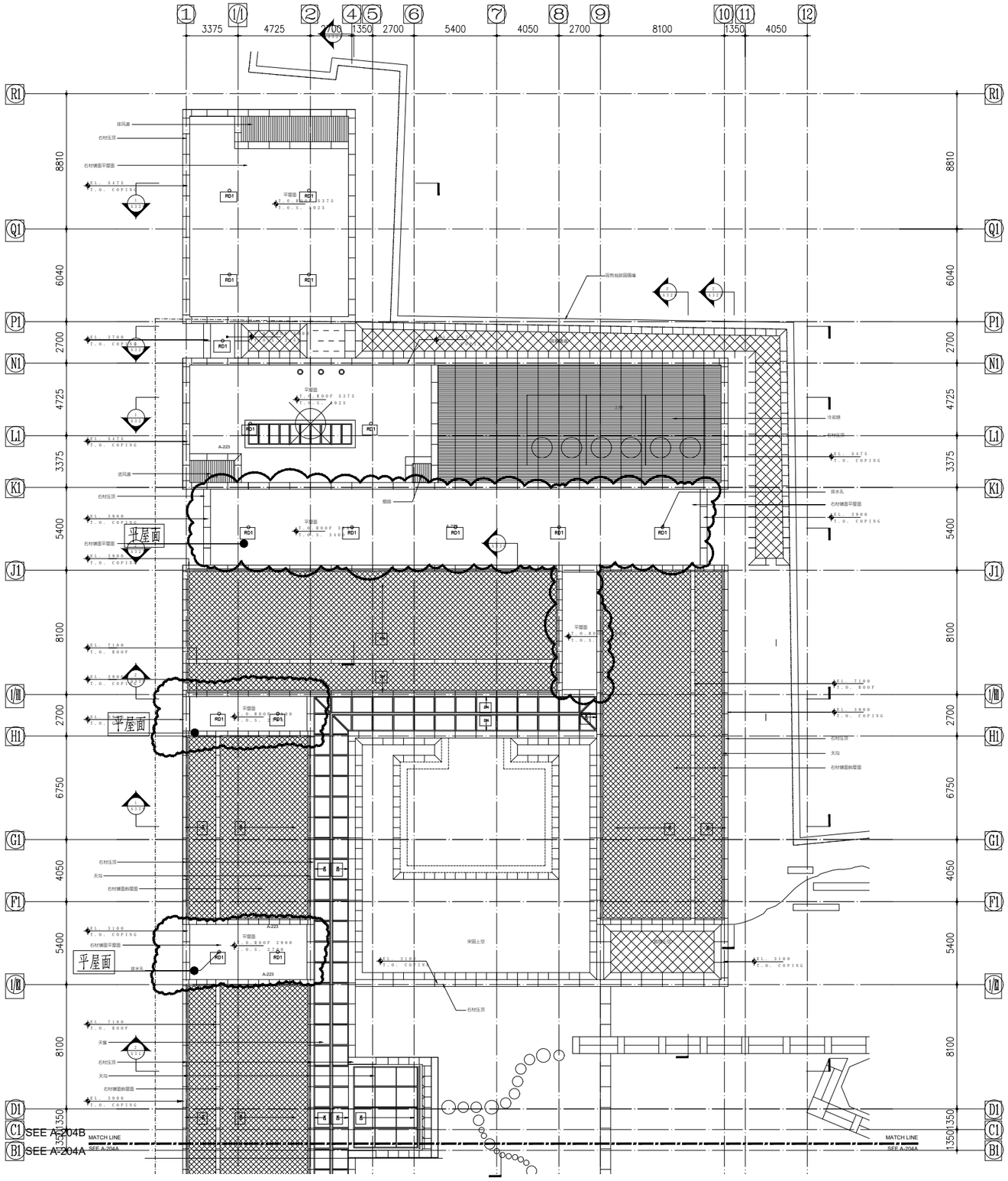

1 B 区屋顶局部平面
1:100

苏州博物馆

SUZHOU MUSEUM
SUZHOU CHINA

注解 *General Notes*

01 PROJECT ELEVATION +/- 0000 = CITY DATUM EL. 03.58M

编号 No.	出图 Issue	日期 Date
04	GENERAL REVISIONS	JUL 18, 2005
03	CONSTRUCTION DOCUMENT	OCT 22, 2004
02	GENERAL REVISIONS	APR 16, 2004
01	DESIGN DEVELOPMENT	OCT 1, 2003

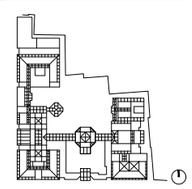

图名 *Drawing Title*

B 区屋顶局部平面

会签栏 *Signed by*

建筑 *Architectural*	设备 *Mechanical*
结构 *Structural*	电气 *Electrical*
设计编号 *SIAD #*	工程号码 *Job #*
审定人 *Checked by*	工程负责人 *Supervised by*
审核人 *Checked by*	工种负责人 *Supervised by*
校对人 *Checked by*	设计人 *Designed by*
咨询 *Consulted by*	制图人 *Drawn by*

比例 *Scale* 1:100

日期 *Date* AUG. 15. 2005

图号 *Drawing #* A-204B-E

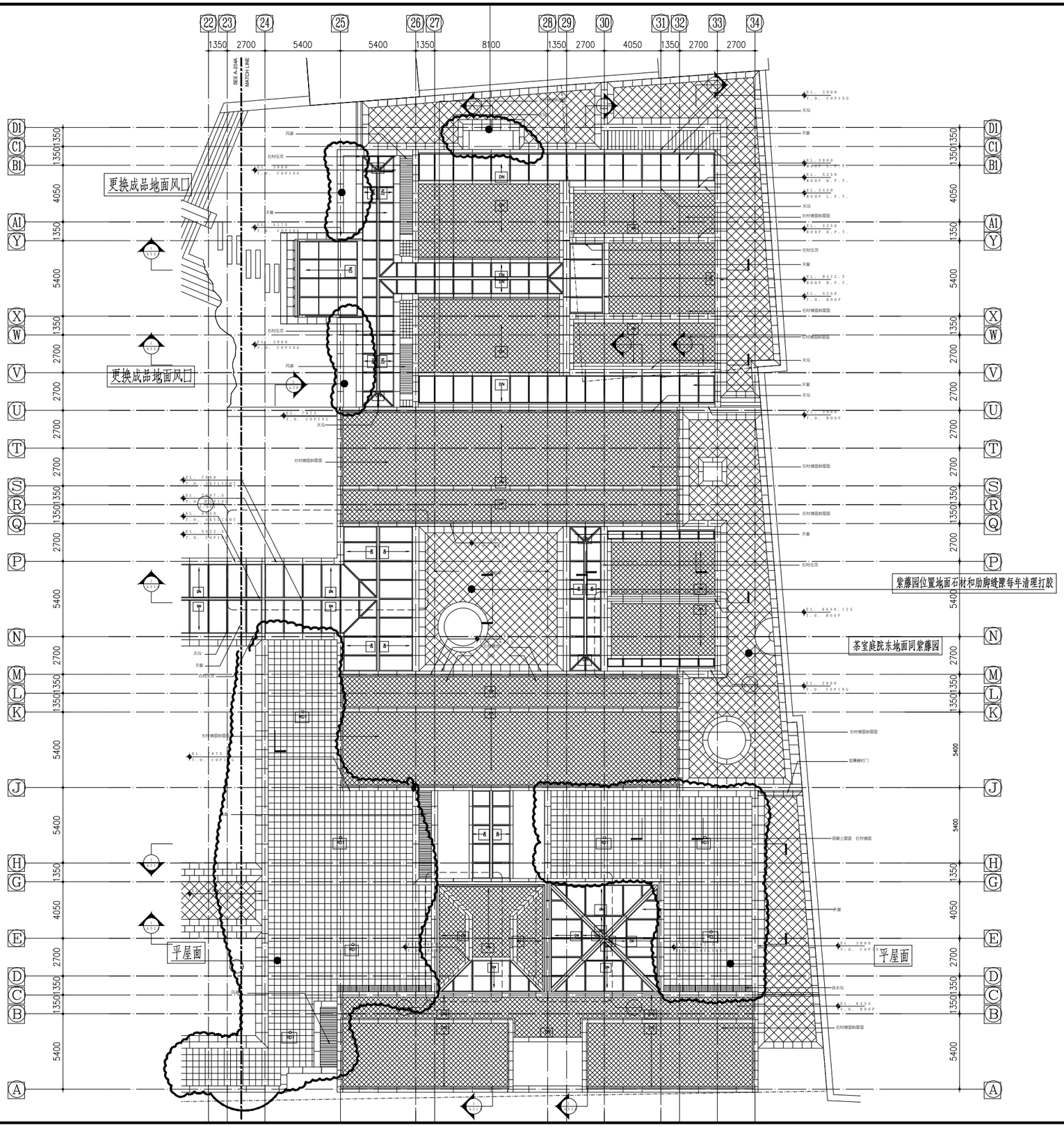

1 C 区屋顶局部平面
1:100

苏州博物馆

SUZHOU MUSEUM
SUZHOU CHINA

注解 General Notes

01 PROJECT ELEVATION +/- 0000 = CITY DATUM EL. 03.58M

编号 No.	出图 Issue	日期 Date
04	GENERAL REVISIONS	JUL 18, 2005
03	CONSTRUCTION DOCUMENT	OCT 22, 2004
02	GENERAL REVISIONS	APR 16, 2004
01	DESIGN DEVELOPMENT	OCT 1, 2003

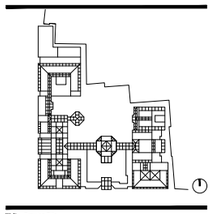

图名 Drawing Title

C 区屋顶局部平面

会签栏 Signed by

建筑 Architectural	设备 Mechanical
结构 Structural	电气 Electrical

设计编号 SIAD #	工程号码 Job #
审定人 Checked by	工程负责人 Supervised by
审核人 Checked by	工种负责人 Supervised by
校对人 Checked by	设计人 Designed by
咨询 Consulted by	制图人 Drawn by

比例 Scale 1:100

日期 Date AUG.15.2005

图号 Drawing # A-204C-E

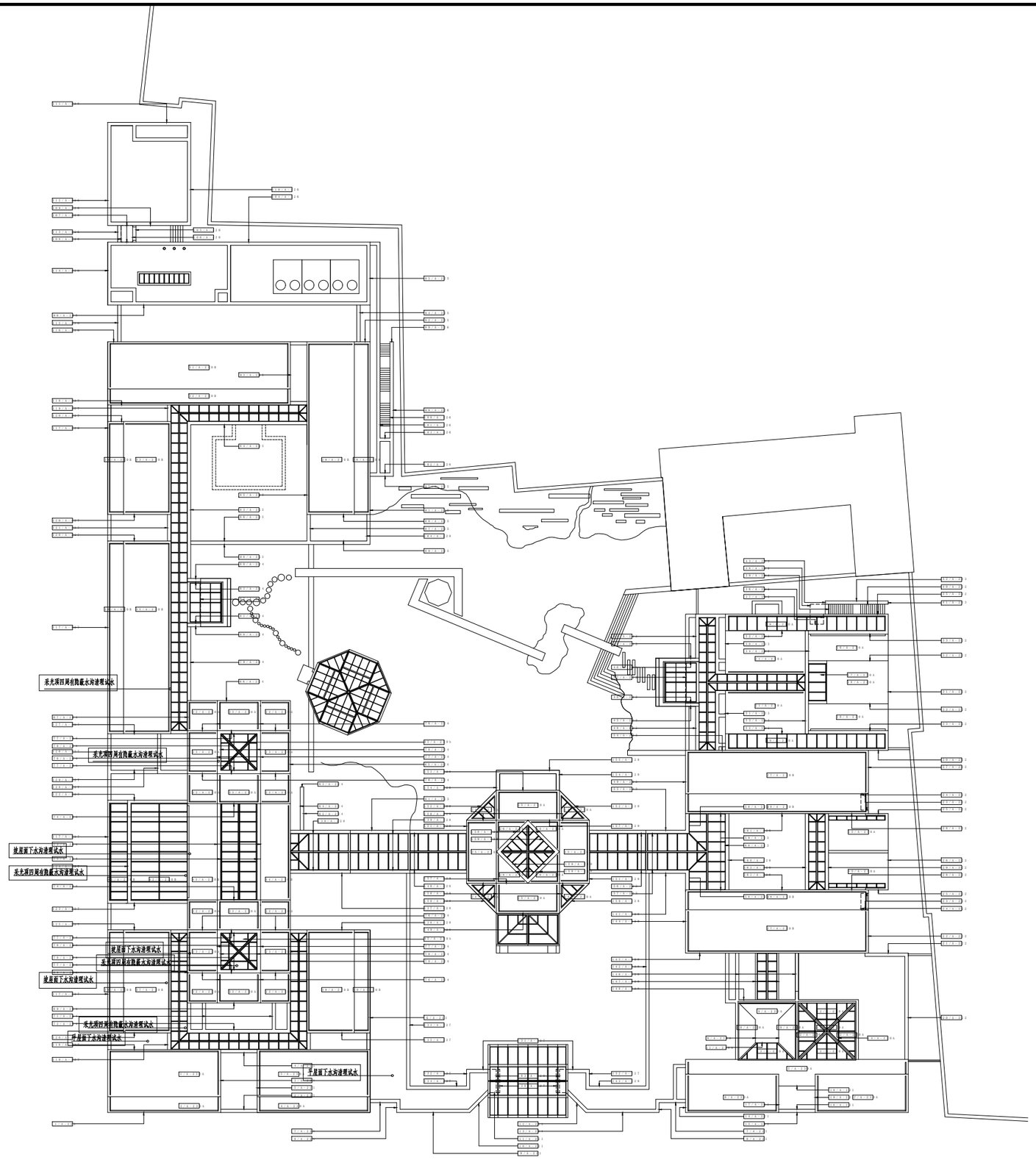

苏州博物馆

SUZHOU MUSEUM

SUZHOU CHINA

注释 *General Notes*

01 PROJECT ELEVATION +/- 0000 = CITY DATUM EL. 03.58M

编号 No.	出图 Issue	日期 Date
03	GENERAL REVISIONS	JUL 18, 2005
02	GENERAL REVISIONS	FEB 17, 2005
01	CONSTRUCTION DOCUMENT	OCT 22, 2004

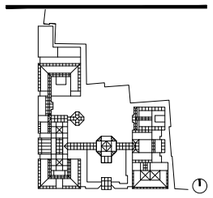

图名 *Drawing Title*

立面索引图

会签栏 *Signed by*

建筑 *Architectural*	设备 *Mechanical*
结构 *Structural*	电气 *Electrical*
设计编号 *SIAD #*	工程号码 *Job #*
审定人 *Checked by*	工程负责人 *Supervised by*
审核人 *Checked by*	工种负责人 *Supervised by*
校对人 *Checked by*	设计人 *Designed by*
咨询 *Consulted by*	制图人 *Drawn by*
比例 *Scale* NTS	图号 *Drawing #* A-220-E
日期 *Date* AUG. 15. 2005	

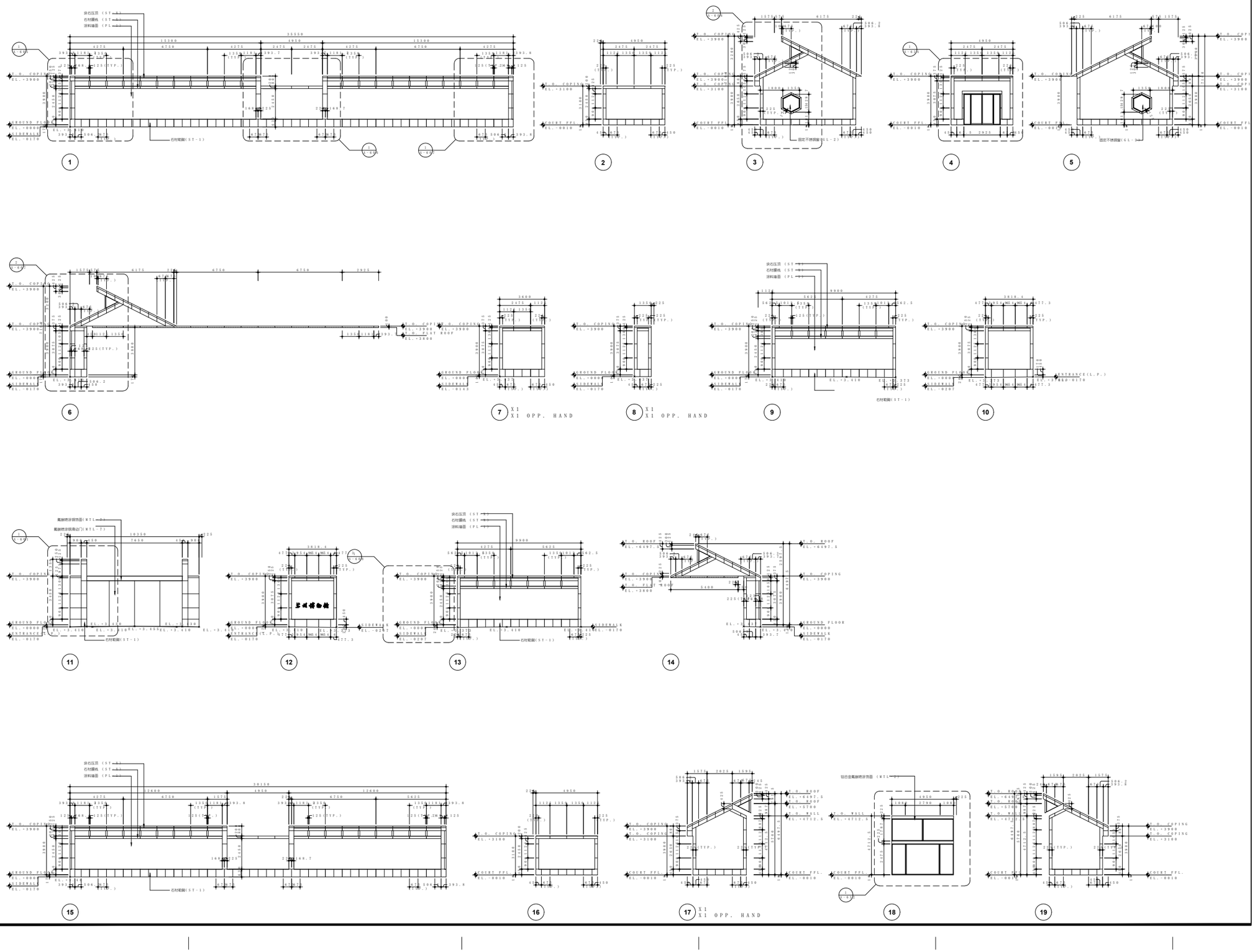

苏州博物馆

SUZHOU MUSEUM
SUZHOU CHINA

注解 *General Notes*

01 PROJECT ELEVATION +/- 0000 = CITY DATUM EL. 03.58M

编号 No.	出图 Issue	日期 Date
04	GENERAL REVISIONS	JUL 18, 2005
03	GENERAL REVISIONS	FEB 17, 2005
02	CONSTRUCTION DOCUMENT	OCT 22, 2004
01	DESIGN DEVELOPMENT	OCT 01, 2003

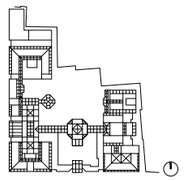

图名 *Drawing Title*

立面详图

会签栏 *Signed by*

建筑 *Architectural*	设备 *Mechanical*
结构 *Structural*	电气 *Electrical*

设计编号 *SIAD #*	工程号码 *Job #*
审定人 *Checked by*	工程负责人 *Supervised by*
审核人 *Checked by*	工种负责人 *Supervised by*
校对人 *Checked by*	设计人 *Designed by*
咨询 *Consulted by*	制图人 *Drawn by*

比例 *Scale* 1:100

日期 *Date* AUG. 15. 2005

图号 *Drawing #* A-221-E

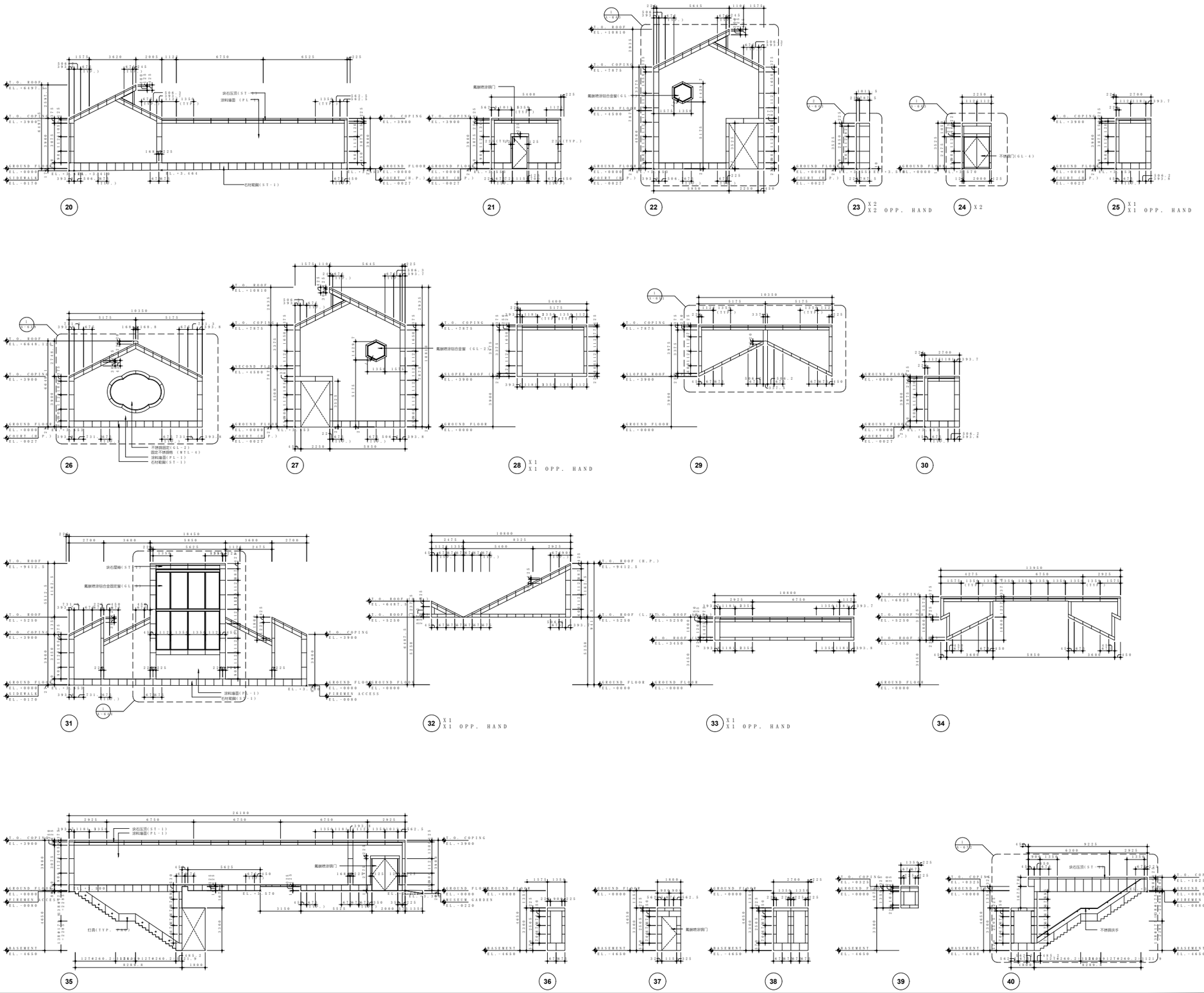

苏州博物馆

SUZHOU MUSEUM
SUZHOU CHINA

注解 *General Notes*

01 PROJECT ELEVATION +/- 0000 = CITY DATUM EL. 03.58M

编号 No.	出图 Issue	日期 Date
04	GENERAL REVISIONS	JUL 18, 2005
03	GENERAL REVISIONS	FEB 17, 2005
02	CONSTRUCTION DOCUMENT	OCT 22, 2004
01	DESIGN DEVELOPMENT	OCT 01, 2003

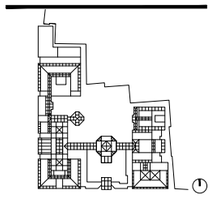

图名 *Drawing Title*

立面详图

会签栏 *Signed by*

建筑 *Architectural*	设备 *Mechanical*
结构 *Structural*	电气 *Electrical*
设计编号 *SIAD #*	工程号码 *Job #*
审定人 *Checked by*	工程负责人 *Supervised by*
审核人 *Checked by*	工种负责人 *Supervised by*
校对人 *Checked by*	设计人 *Designed by*
咨询 *Consulted by*	制图人 *Drawn by*

比例 *Scale* 1:100

日期 *Date* AUG.15.2005

图号 *Drawing #* A-222-E

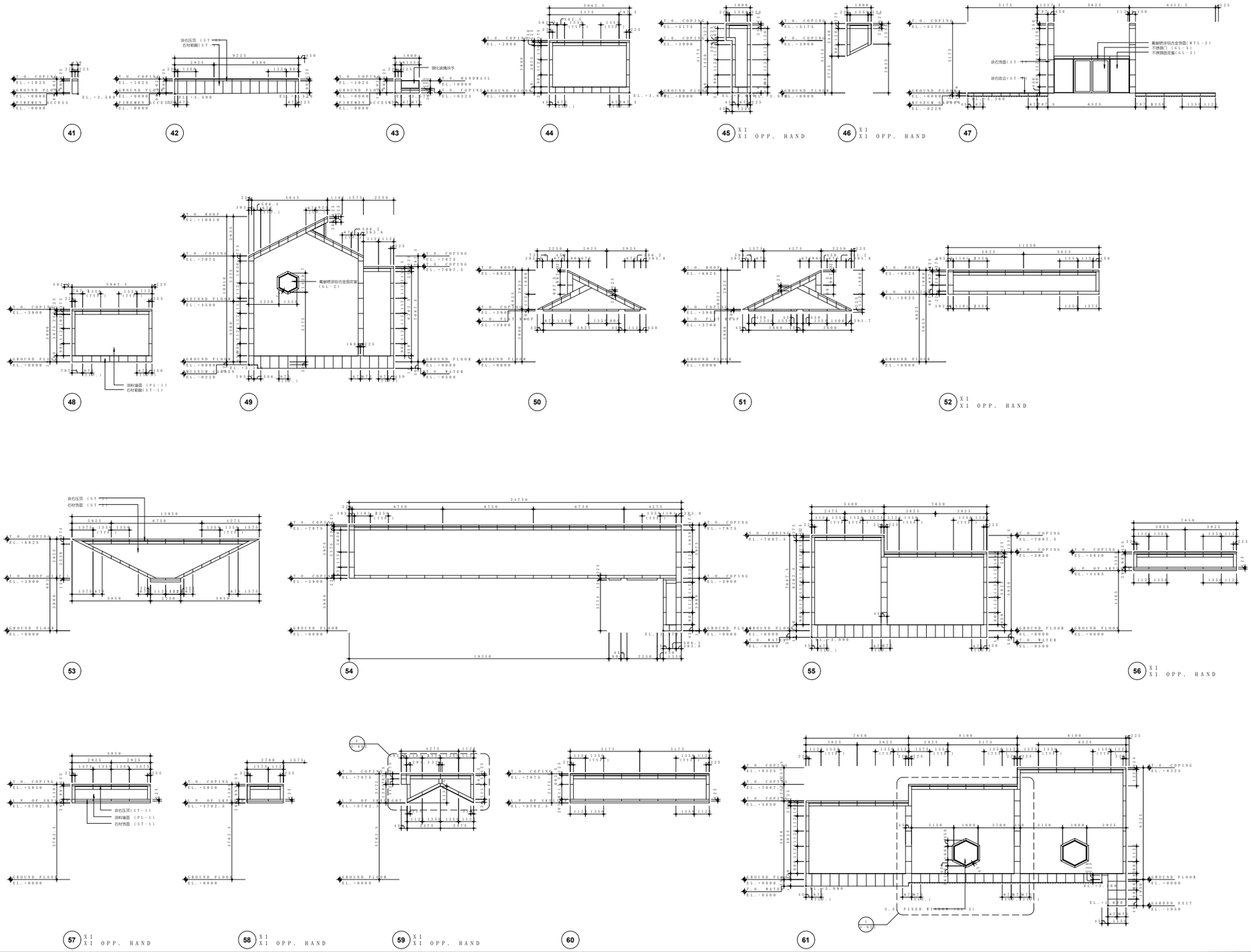

苏州博物馆

SUZHOU MUSEUM
SUZHOU CHINA

注解 *General Notes*

01 PROJECT ELEVATION +/- 0000 = CITY DATUM EL. 03.58M

04	GENERAL REVISIONS	JUL 18, 2005
03	GENERAL REVISIONS	FEB 17, 2005
02	CONSTRUCTION DOCUMENT	OCT 22, 2004
01	DESIGN DEVELOPMENT	OCT 01, 2003
编号 No.	出图 Issue	日期 Date

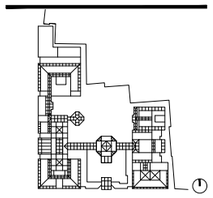

图名 *Drawing Title*

立面详图

会签栏 *Signed by*

建筑 *Architectural*	设备 *Mechanical*
结构 *Structural*	电气 *Electrical*
设计编号 *SIAD #*	工程号码 *Job #*
审定人 *Checked by*	工程负责人 *Supervised by*
审核人 *Checked by*	工种负责人 *Supervised by*
校对人 *Checked by*	设计人 *Designed by*
咨询 *Consulted by*	制图人 *Drawn by*

比例 *Scale* 1:100

日期 *Date* AUG.15.2005

图号 *Drawing #* A-223-E

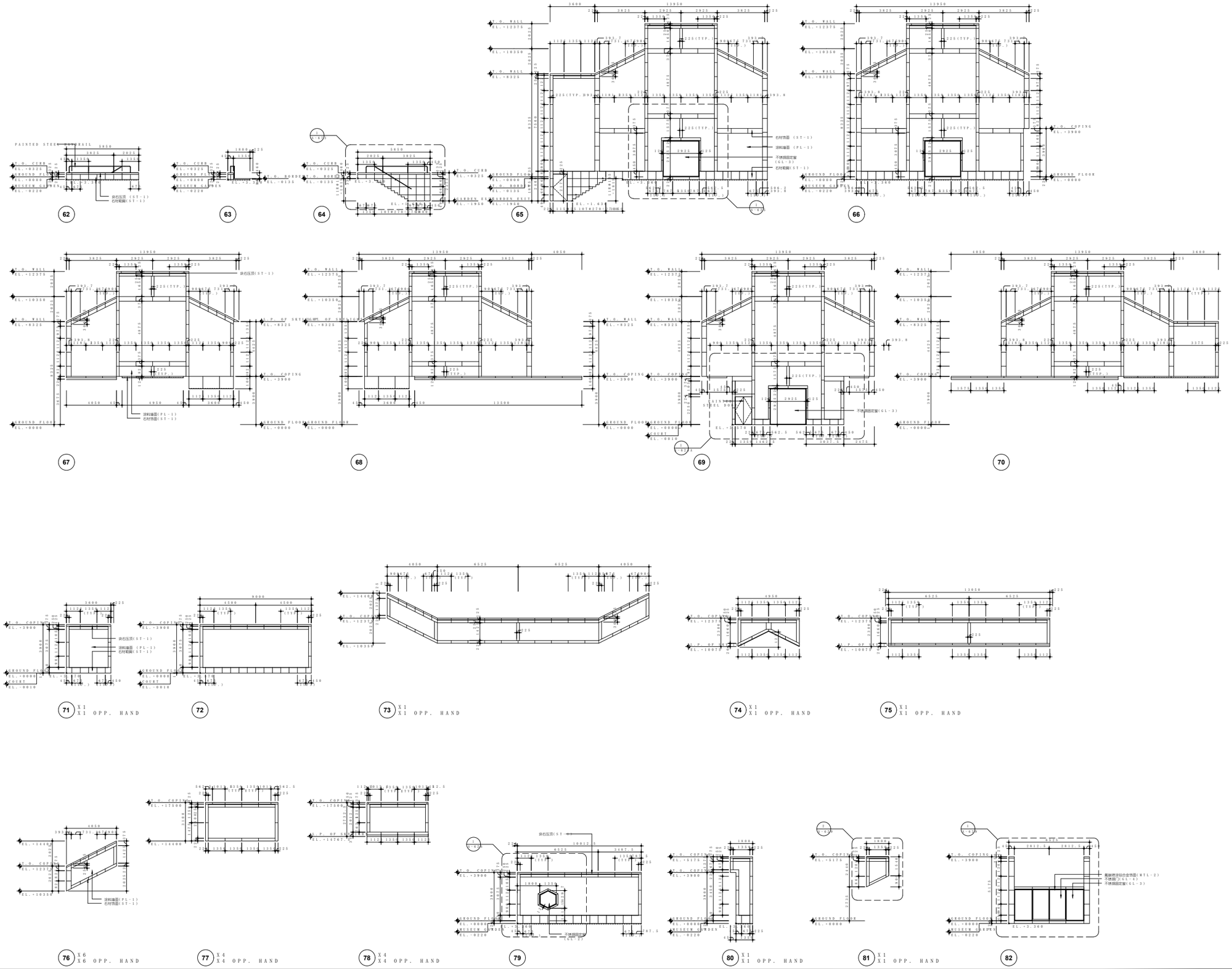

苏州博物馆

SUZHOU MUSEUM
SUZHOU CHINA

注解 *General Notes*

01 PROJECT ELEVATION +/- 0000 = CITY DATUM EL. 03.58M

编号 No.	出图 Issue	日期 Date
04	GENERAL REVISIONS	JUL 18, 2005
03	GENERAL REVISIONS	FEB 17, 2005
02	CONSTRUCTION DOCUMENT	OCT 22, 2004
01	DESIGN DEVELOPMENT	OCT 01, 2003

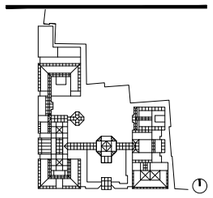

图名 *Drawing Title*

立面详图

会签栏 *Signed by*

建筑 *Architectural*	设备 *Mechanical*
结构 *Structural*	电气 *Electrical*
设计编号 *SIAD #*	工程号码 *Job #*
审定人 *Checked by*	工程负责人 *Supervised by*
审核人 *Checked by*	工种负责人 *Supervised by*
校对人 *Checked by*	设计人 *Designed by*
咨询 *Consulted by*	制图人 *Drawn by*
比例 *Scale* 1:100	图号 *Drawing #* A-224-E
日期 *Date* AUG.15.2005	

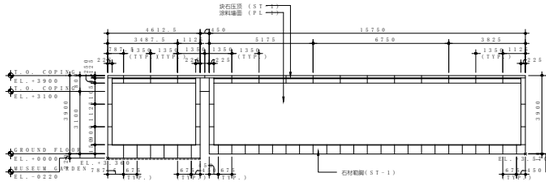

83

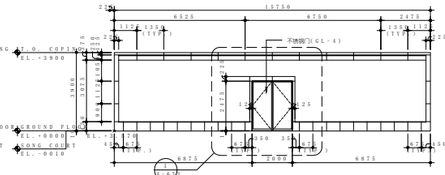

84

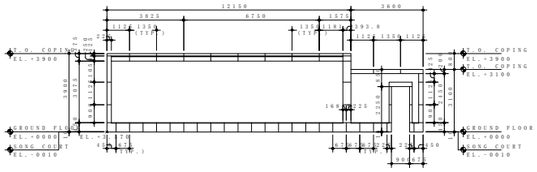

85

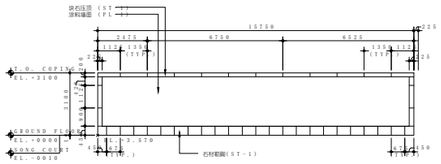

86

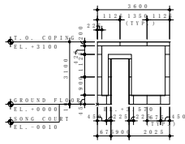

87

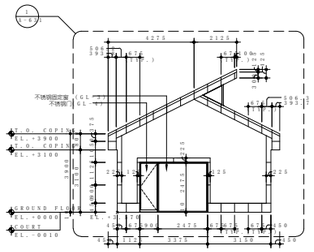

88

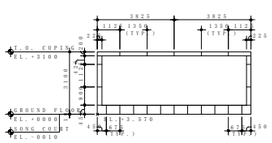

89

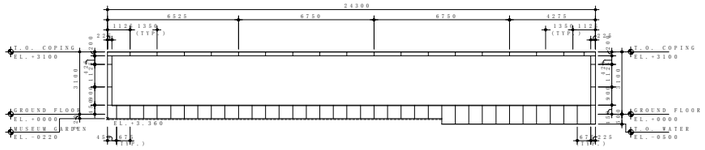

90

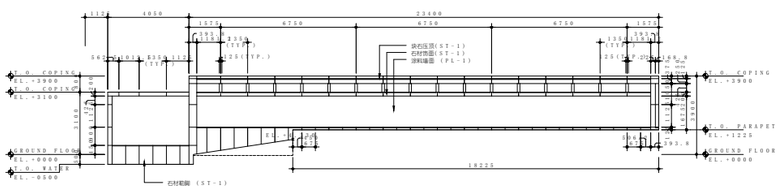

91

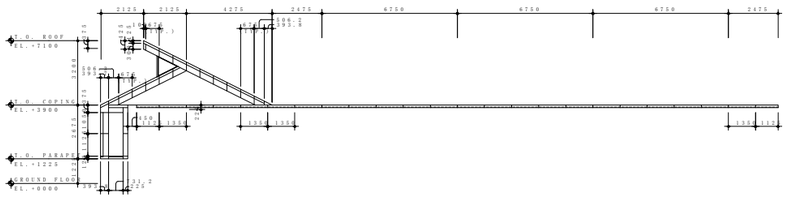

92

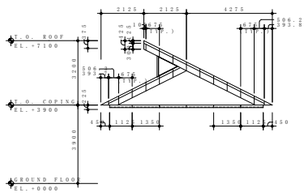

93

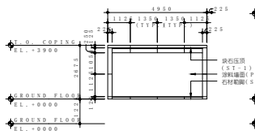

94

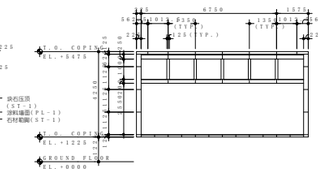

95

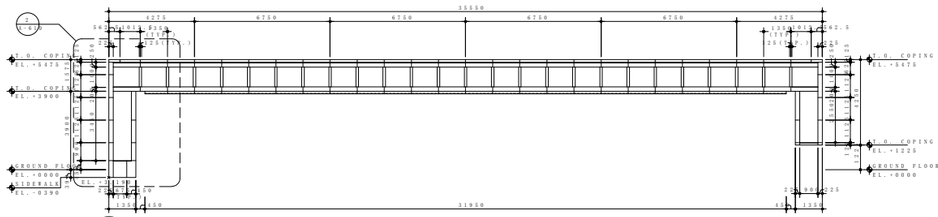

96

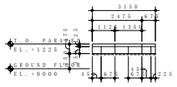

97

苏州博物馆

SUZHOU MUSEUM
SUZHOU CHINA

注解 *General Notes*

01 PROJECT ELEVATION +/- 0000 = CITY DATUM EL. 03.58M

编号 No.	出图 Issue	日期 Date
04	GENERAL REVISIONS	JUL 18, 2005
03	GENERAL REVISIONS	FEB 17, 2005
02	CONSTRUCTION DOCUMENT	OCT 22, 2004
01	DESIGN DEVELOPMENT	OCT 01, 2003

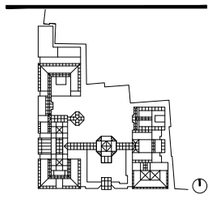

图名 *Drawing Title*

立面详图

会签栏 *Signed by*

建筑 *Architectural*	设备 *Mechanical*
结构 *Structural*	电气 *Electrical*
设计编号 *SIAD #*	工程号码 *Job #*
审定人 *Checked by*	工程负责人 *Supervised by*
审核人 *Checked by*	工种负责人 *Supervised by*
校对人 *Checked by*	设计人 *Designed by*
咨询 *Consulted by*	制图人 *Drawn by*

比例 *Scale* 1:100

日期 *Date* AUG.15.2005

图号 *Drawing #* A-225-E

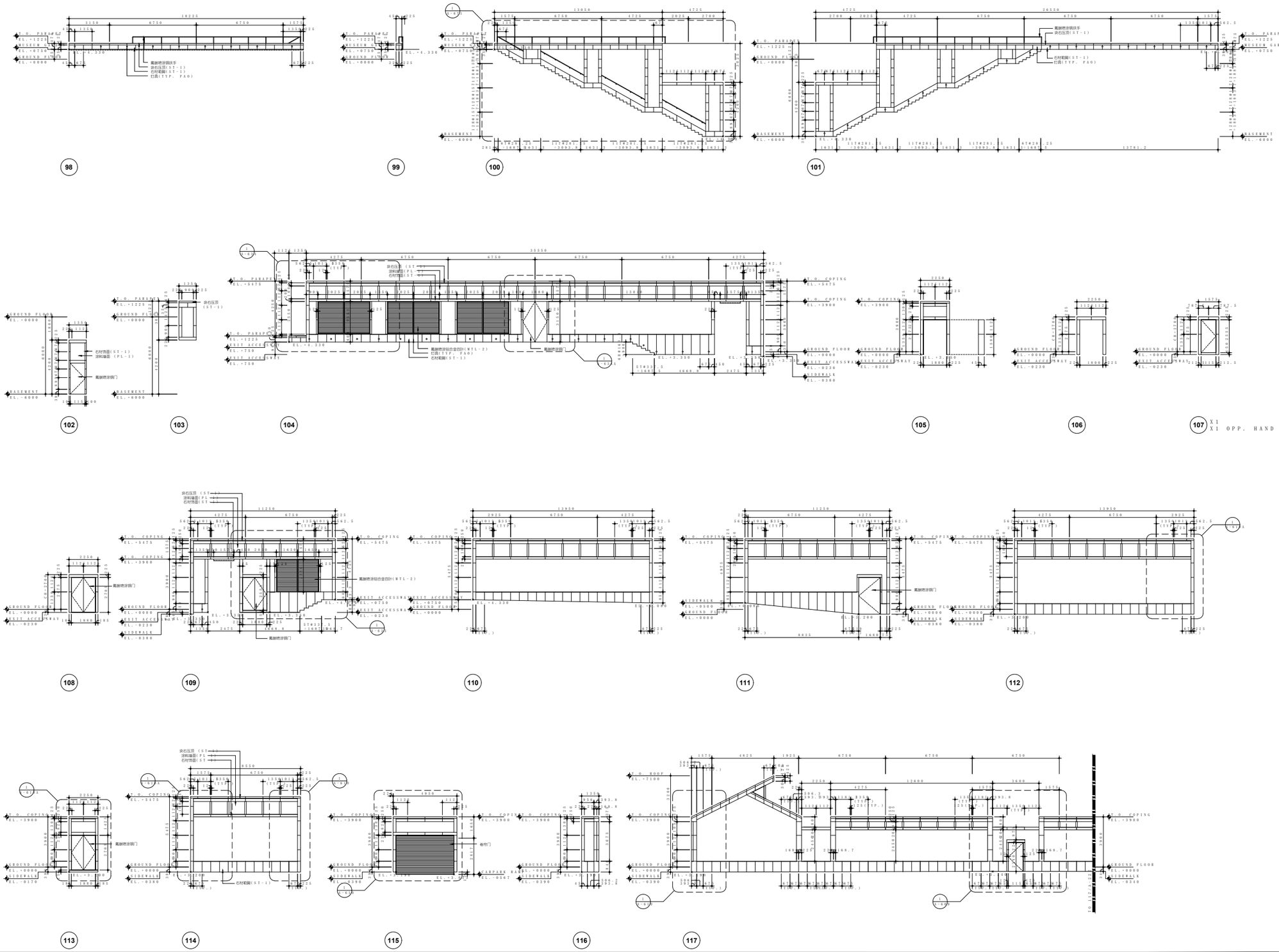

苏州博物馆

SUZHOU MUSEUM
SUZHOU CHINA

注解 *General Notes*

01 PROJECT ELEVATION +/- 0000 = CITY DATUM EL. 03.58M

编号 No.	出图 Issue	日期 Date
03	GENERAL REVISIONS	JUL 18, 2005
02	GENERAL REVISIONS	FEB 17, 2005
01	CONSTRUCTION DOCUMENT	OCT 22, 2004

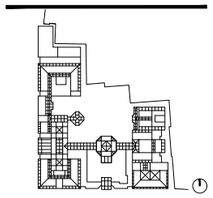

图名 *Drawing Title*

立面详图

会签栏 *Signed by*

建筑 *Architectural*	设备 *Mechanical*
结构 *Structural*	电气 *Electrical*
设计编号 *SIAD II*	工程号码 *Job #*
审定人 *Checked by*	工程负责人 *Supervised by*
审核人 *Checked by*	工种负责人 *Supervised by*
校对人 *Checked by*	设计人 *Designed by*
咨询 *Consulted by*	制图人 *Drawn by*
比例 *Scale* 1:100	图号 *Drawing #* A-226-E
日期 *Date* AUG.15.2005	

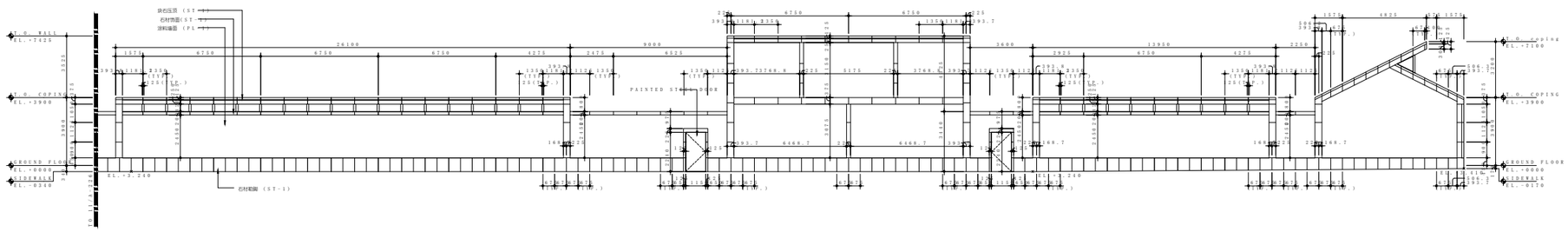

117

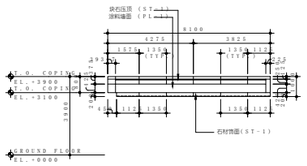

118 X1
X1 OPP. HAND

119 X2

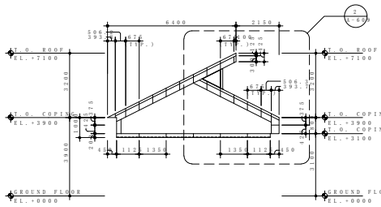

120 X2
X1 OPP. HAND

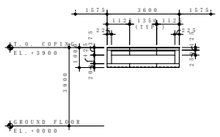

121

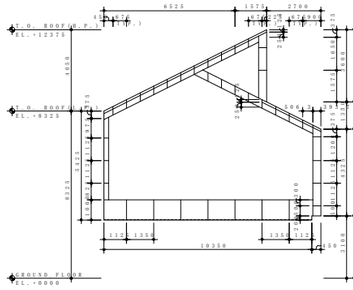

122

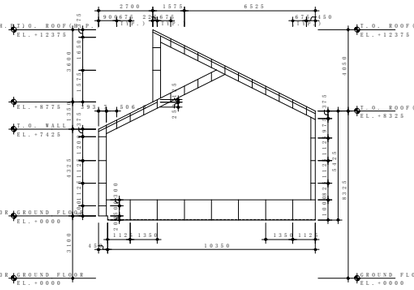

123

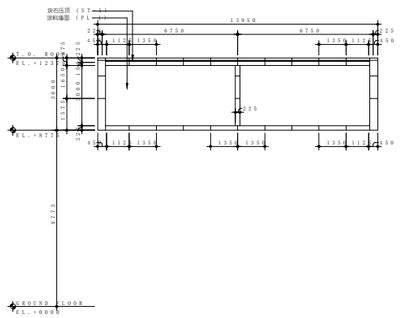

124

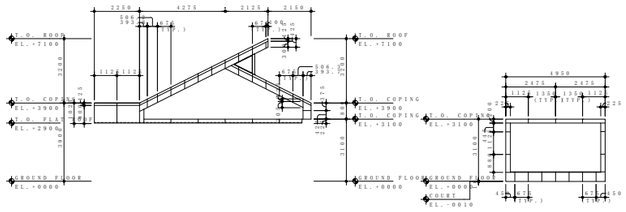

125

126

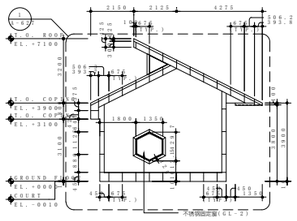

127

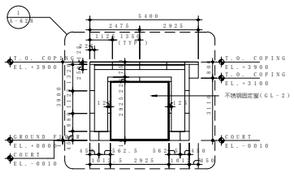

128

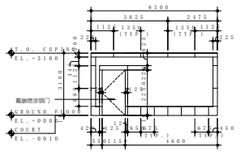

129

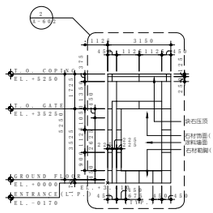

130 X1
X1 OPP. HAND

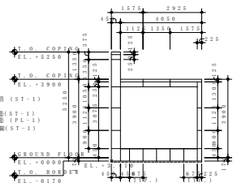

131 X1
X1 OPP. HAND

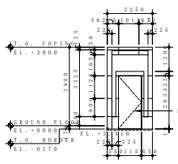

132 X1
X1 OPP. HAND

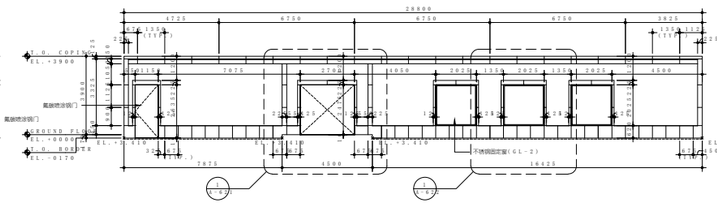

133

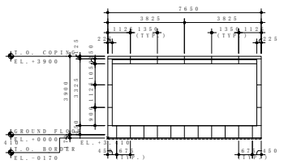

134

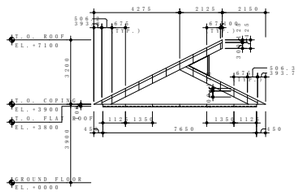

135

苏州博物馆

SUZHOU MUSEUM
SUZHOU CHINA

注解 *General Notes*

01 PROJECT ELEVATION +/- 0000 = CITY DATUM EL. 03.58M

03	GENERAL REVISIONS	JUL 18, 2005
02	GENERAL REVISIONS	FEB 17, 2005
01	CONSTRUCTION DOCUMENT	OCT 22, 2004
编号 No.	出图 Issue	日期 Date

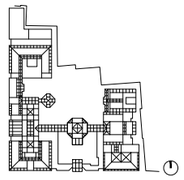

图名 *Drawing Title*

立面详图

会签栏 *Signed by*

建筑 *Architectural*	设备 *Mechanical*
结构 *Structural*	电气 *Electrical*
设计编号 *SIAD #*	工程号码 *Job #*
审定人 *Checked by*	工程负责人 *Supervised by*
审核人 *Checked by*	工种负责人 *Supervised by*
校对人 *Checked by*	设计人 *Designed by*
咨询 *Consulted by*	制图人 *Drawn by*
比例 *Scale* 1:100	图号 *Drawing #* A-227-E
日期 *Date* AUG. 15. 2005	

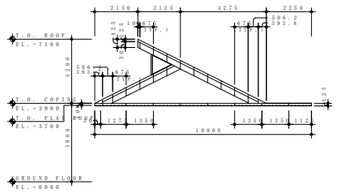

136

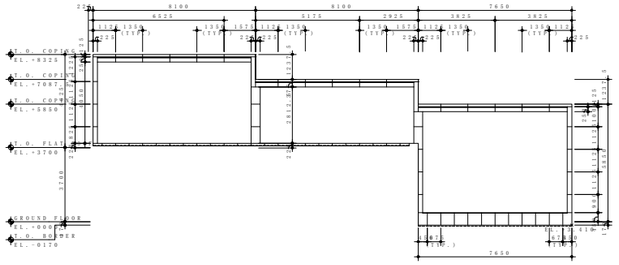

137

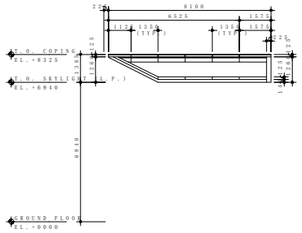

138 X1
X1 OPP. HAND

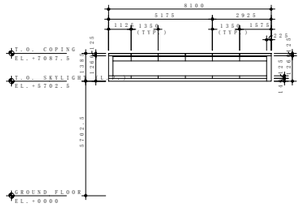

139 X1
X1 OPP. HAND

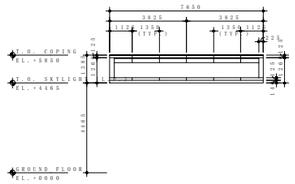

140 X1
X1 OPP. HAND

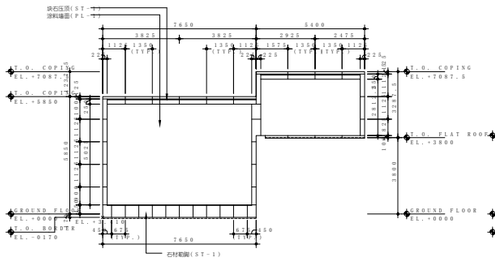

141

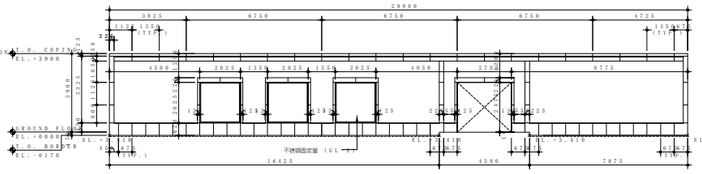

142

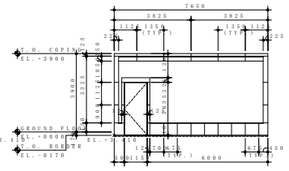

143

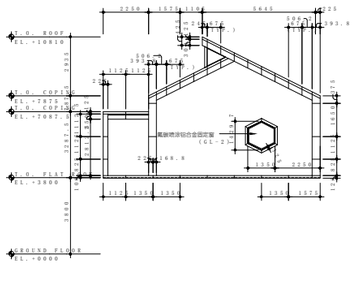

144

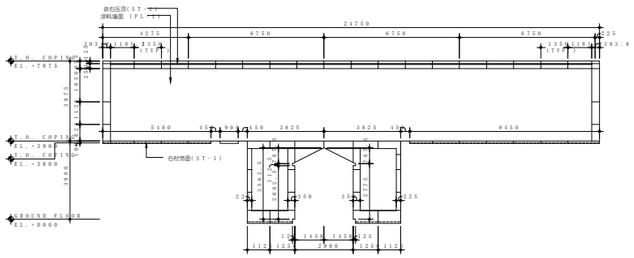

145

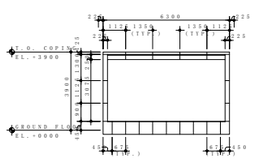

146 X1
X1 OPP. HAND

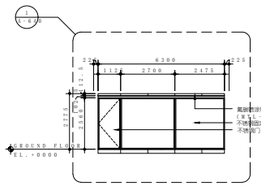

147 X1
X1 OPP. HAND

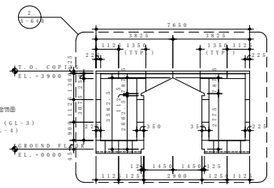

148

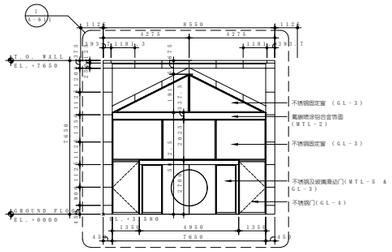

149

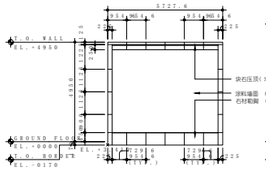

150 X2

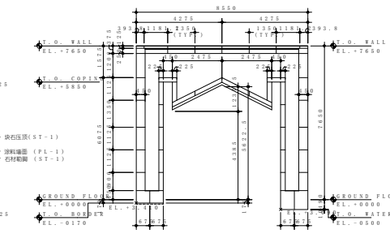

151 X1
X1 OPP. HAND

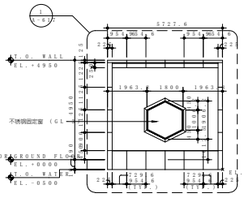

152 X2

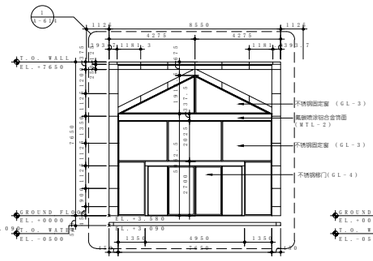

153

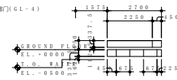

154 X1
X1 OPP. HAND

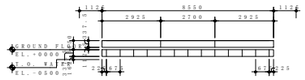

155

苏州博物馆

SUZHOU MUSEUM
SUZHOU CHINA

注解 *General Notes*

01 PROJECT ELEVATION +/- 0000 = CITY DATUM EL. 03.58M

03	GENERAL REVISIONS	JUL 18, 2005
02	GENERAL REVISIONS	FEB 17, 2005
01	CONSTRUCTION DOCUMENT	OCT 22, 2004
编号 No.	出图 Issue	日期 Date

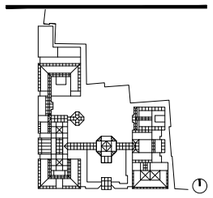

图名 *Drawing Title*

立面详图

会签栏 *Signed by*

建筑 *Architectural*	设备 *Mechanical*
结构 *Structural*	电气 *Electrical*
设计编号 *SIAD II*	工程号码 *JJ8 II*
审定人 *Checked by*	工程负责人 *Supervised by*
审核人 *Checked by*	工种负责人 *Supervised by*
校对人 *Checked by*	设计人 *Designed by*
咨询 *Consulted by*	制图人 *Drawn by*

比例 *Scale* 1:100

日期 *Date* AUG.15.2005

图号 *Drawing #* A-228-E

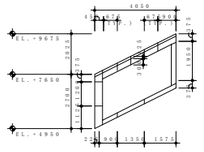

156 X 4
X 4 OPP. HAND

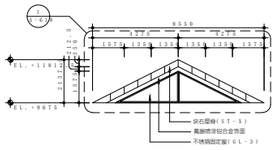

157 X 4

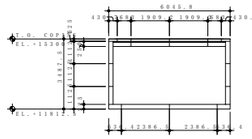

158 X 4

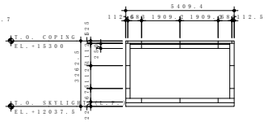

159 X 4

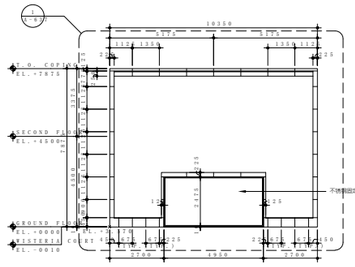

160

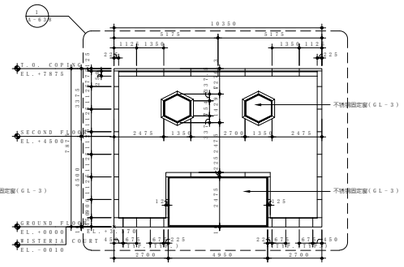

161 X 1
X 1 OPP. HAND

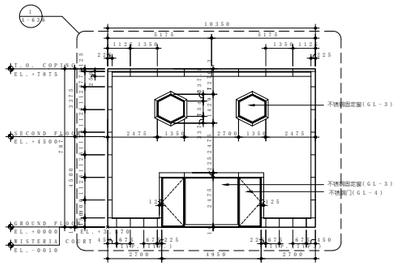

162

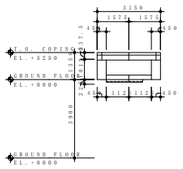

163

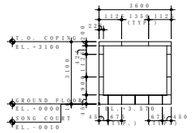

164

苏州博物馆

SUZHOU MUSEUM
SUZHOU CHINA

注解 *General Notes*

01 PROJECT ELEVATION +/- 0000 = CITY DATUM EL. 03.58M

编号 No. 出图 *Issue* 日期 *Date*

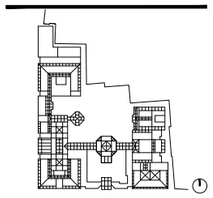

图名 *Drawing Title*

立面详图

会签栏 *Signed by*

建筑 *Architectural*	设备 *Mechanical*
结构 *Structural*	电气 *Electrical*

设计编号 *SIAD #*	工程号码 *Job #*
审定人 *Checked by*	工程负责人 *Supervised by*
审核人 *Checked by*	工种负责人 *Supervised by*
校对人 *Checked by*	设计人 *Designed by*
咨询 *Consulted by*	制图人 *Drawn by*
比例 *Scale* 1:100	图号 *Drawing #* A-229-E
日期 *Date* AUG.15.2005	

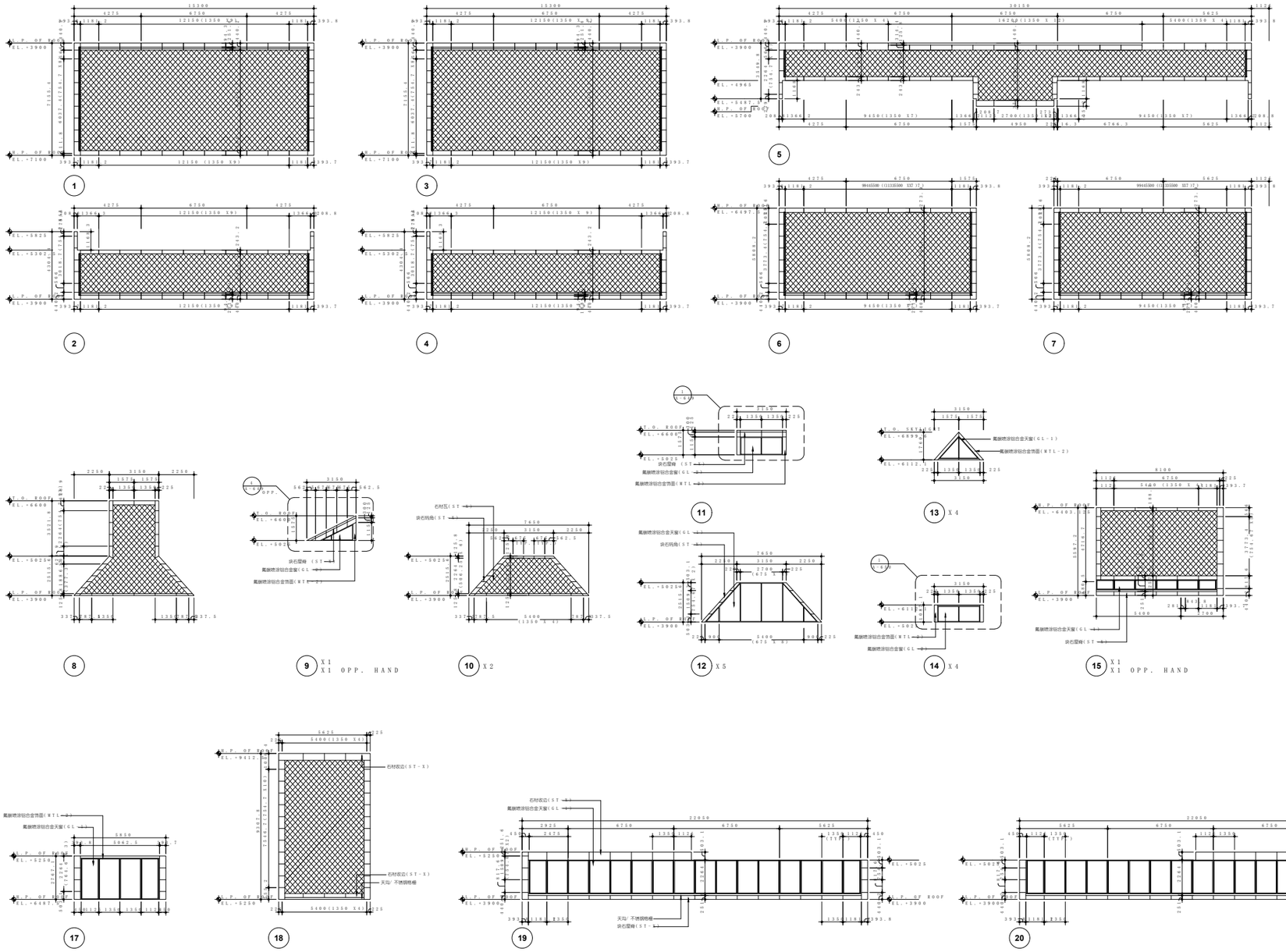

苏州博物馆

SUZHOU MUSEUM
SUZHOU CHINA

注释 *General Notes*

01 PROJECT ELEVATION +/- 0000 = CITY DATUM EL. 03.58M

编号 No.	出图 Issue	日期 Date
03	GENERAL REVISIONS	JUL 18, 2005
02	GENERAL REVISIONS	FEB 17, 2005
01	CONSTRUCTION DOCUMENT	OCT 22, 2004

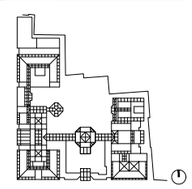

图名 *Drawing Title*

屋面展开平面

会签栏 *Signed by*

建筑 *Architectural*	设备 *Mechanical*
结构 *Structural*	电气 *Electrical*
设计编号 *SIAD #*	工程号码 *Job #*
审定人 *Checked by*	工程负责人 *Supervised by*
审核人 *Checked by*	工种负责人 *Supervised by*
校对人 *Checked by*	设计人 *Designed by*
咨询 *Consulted by*	制图人 *Drawn by*
比例 *Scale* 1:100	图号 *Drawing #* A-230A-E
日期 *Date* AUG.15.2005	

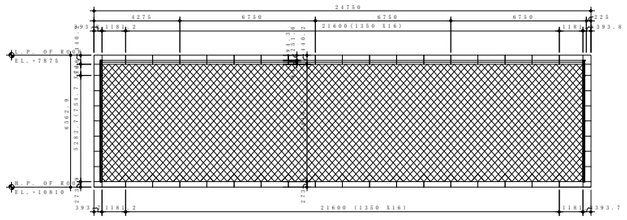

27

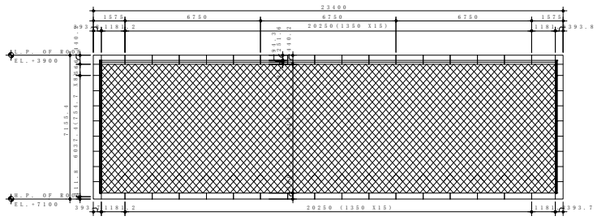

29

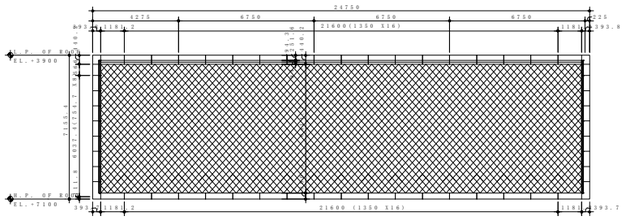

31

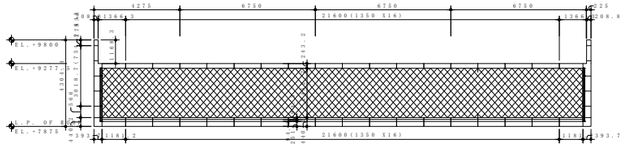

28

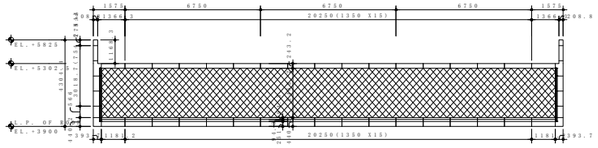

30

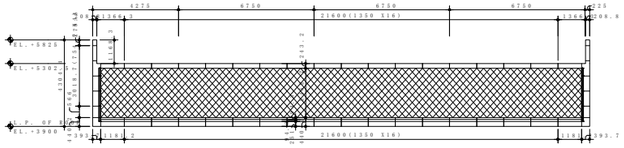

32

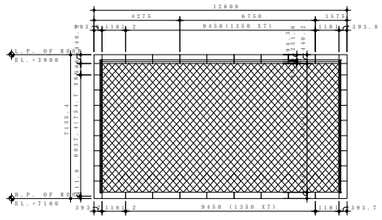

33

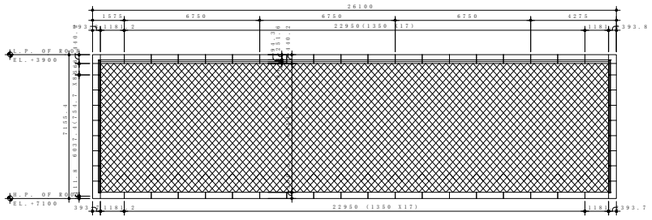

35

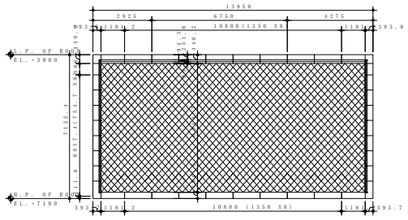

37

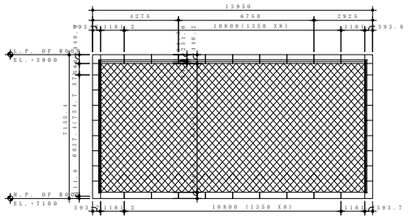

39

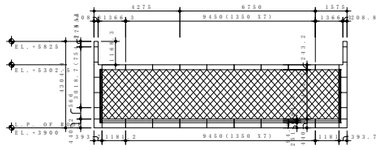

34

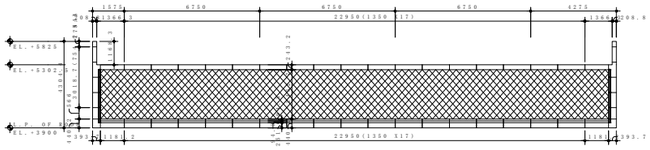

36

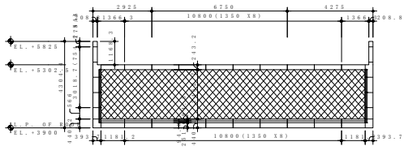

38

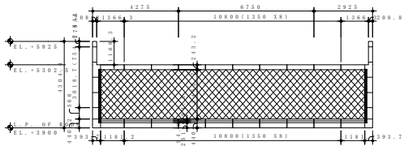

40

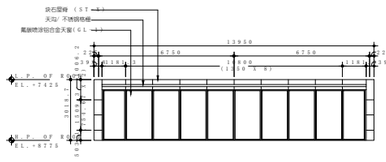

41

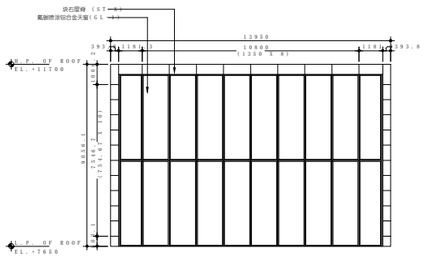

42

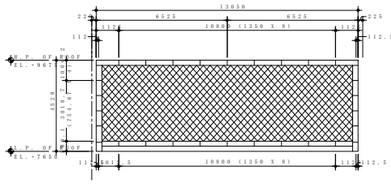

43

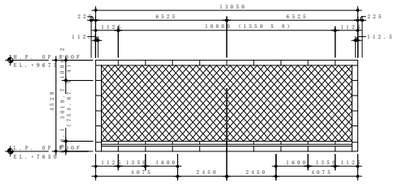

44

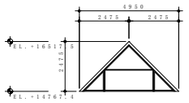

45

苏州博物馆

SUZHOU MUSEUM

SUZHOU CHINA

注解 *General Notes*

01 PROJECT ELEVATION +/- 0000 = CITY DATUM EL. 03.58M

编号 No.	出图 Issue	日期 Date
03	GENERAL REVISIONS	JUL 18, 2005
02	GENERAL REVISIONS	FEB 17, 2005
01	CONSTRUCTION DOCUMENT	OCT 22, 2004

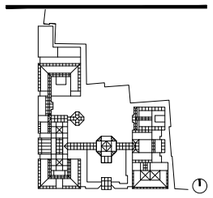

图名 *Drawing Title*

屋顶展开平面

会签栏 *Signed by*

建筑 *Architectural*	设备 *Mechanical*
结构 *Structural*	电气 *Electrical*
设计编号 *SIAD #*	工程号码 *Job #*
审定人 *Checked by*	工程负责人 *Supervised by*
审核人 *Checked by*	工种负责人 *Supervised by*
校对人 *Checked by*	设计人 *Designed by*
咨询 *Consulted by*	制图人 *Drawn by*

比例 *Scale* 1:100

日期 *Date* AUG. 15. 2005

图号 *Drawing #* A-230B-E

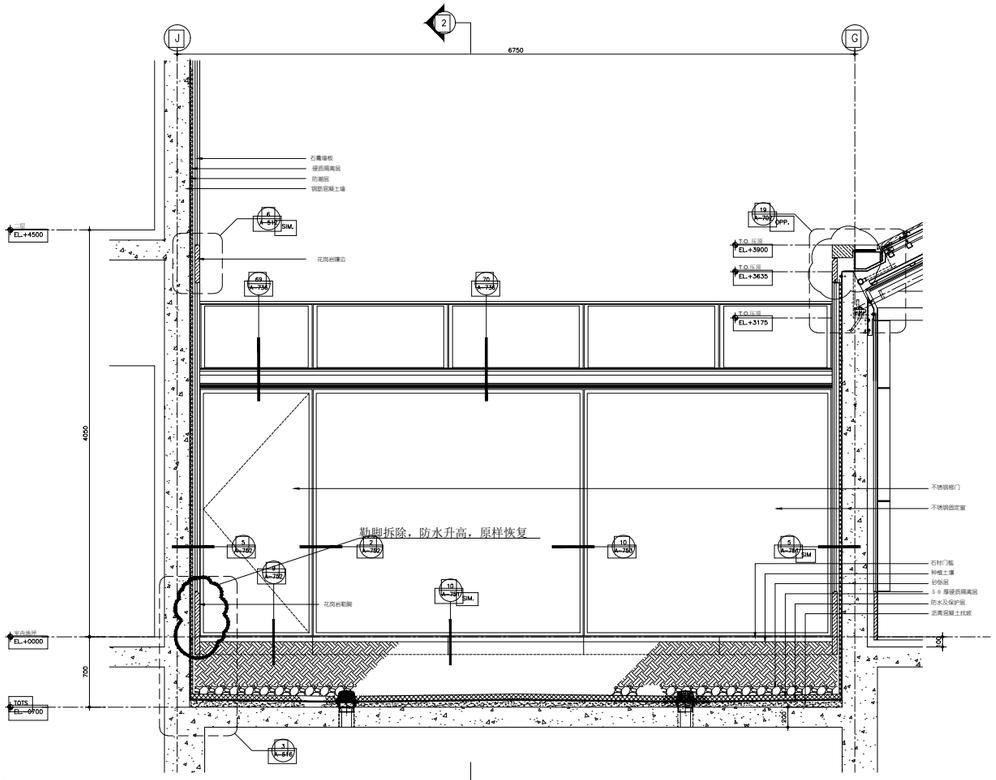

1 局部立面 1:20

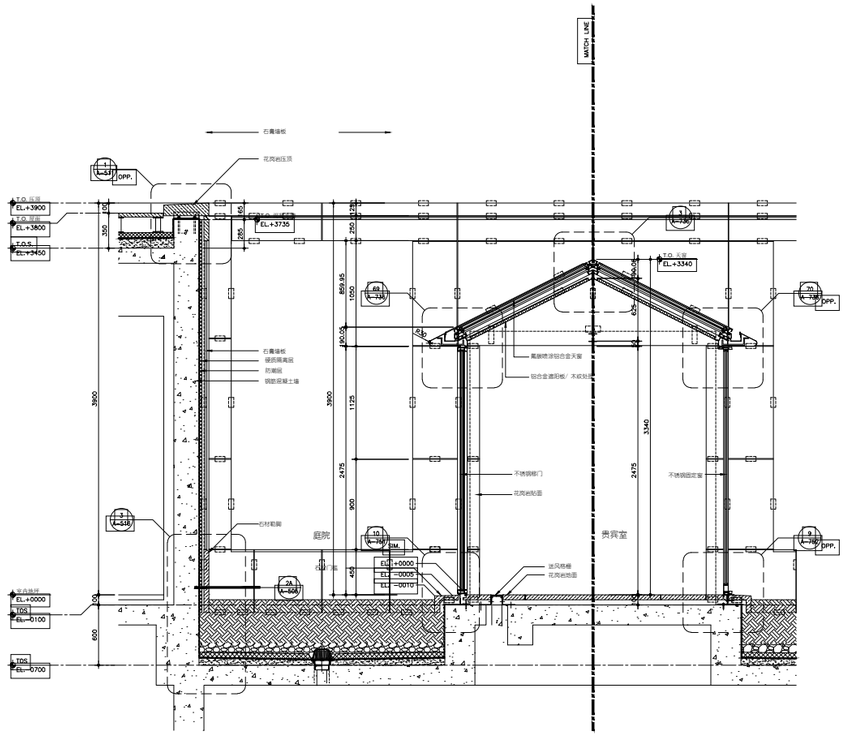

2 局部剖面 1:20

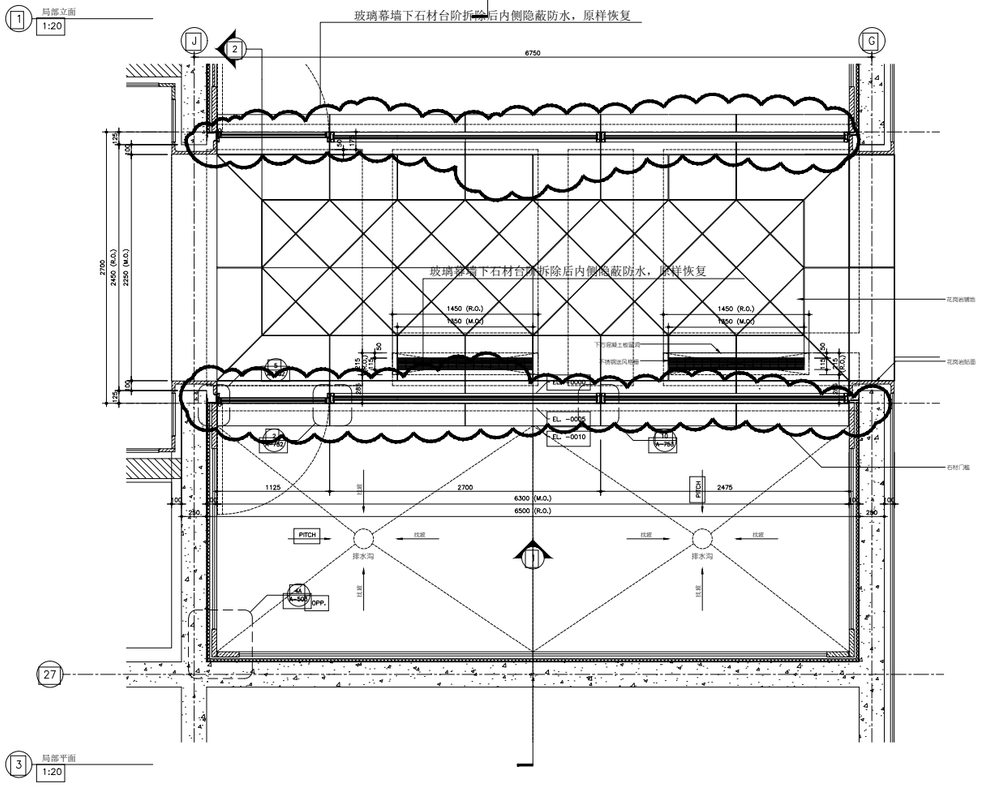

3 局部平面 1:20

苏州博物馆

SUZHOU MUSEUM
SUZHOU CHINA

注解 General Notes

01 PROJECT ELEVATION +/- 0000 = CITY DATUM EL. 03.58M

编号 No.	出图 Issue	日期 Date
02	GENERAL REVISIONS	JUL 18, 2005
01	CONSTRUCTION DOCUMENTS	OCT 22, 2004

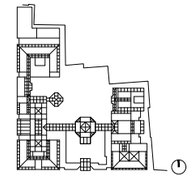

图名 Drawing Title

局部平面,
立面 & 剖面

会签栏 Signed by

建筑 Architectural	设备 Mechanical
结构 Structural	电气 Electrical

设计编号 SIAD # 03/027-15-23	工程号码 Job #
审定人 Checked by	工程负责人 Supervised by
审核人 Checked by	工种负责人 Supervised by
校对人 Checked by	设计人 Designed by
咨询 Consulted by	制图人 Drawn by

比例 Scale 1:20

日期 Date AUGT 15, 2005

图号 Drawing # A-640E

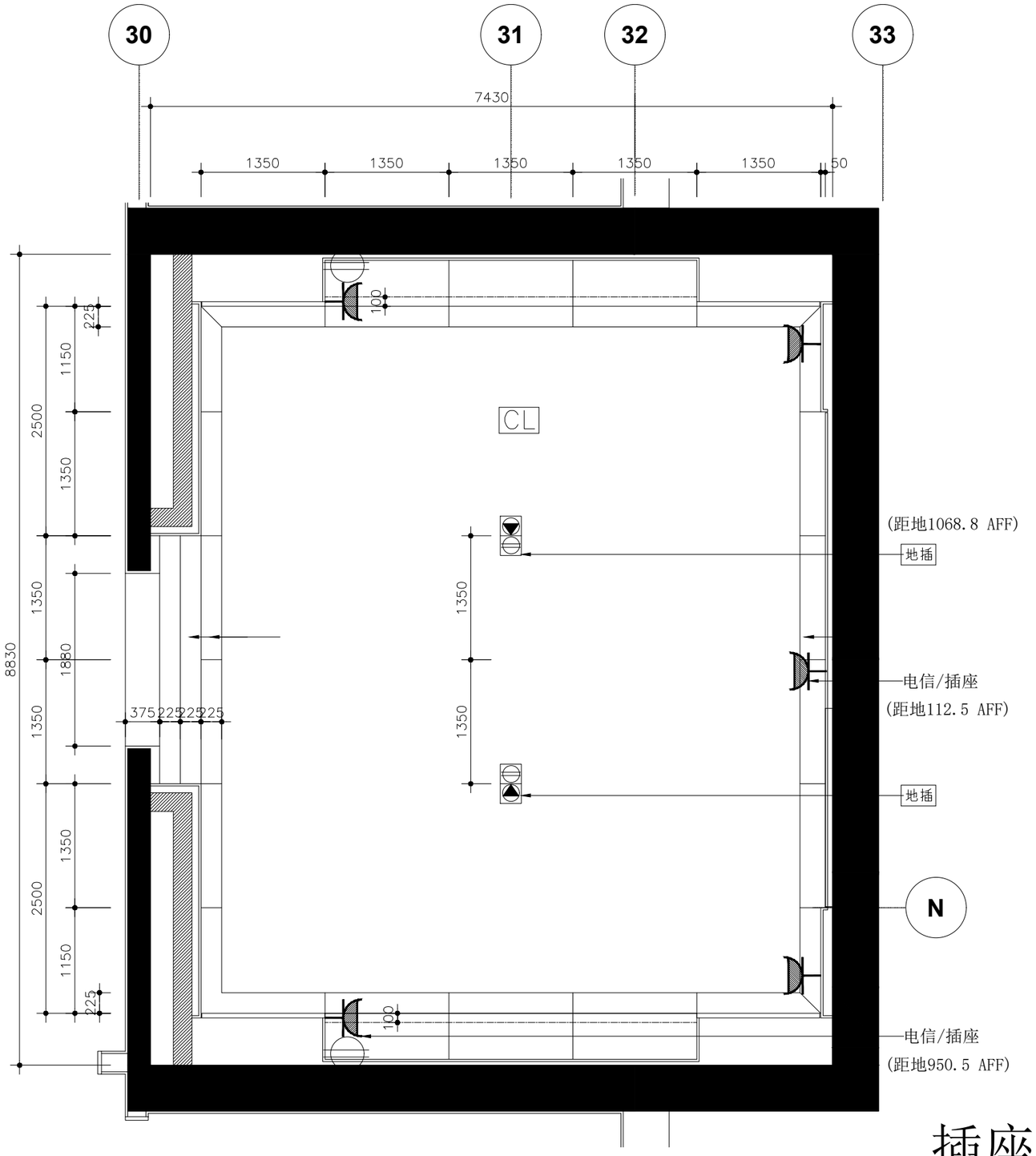

插座更换图

苏州博物馆

SUZHOU MUSEUM

SUZHOU CHINA

注解 General Notes

JUL 18, 2005

编号 No. 出图 Issue OCT 22, 2004 日期 Date

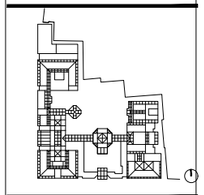

图名 Drawing Title

插座更换图

会签栏 Signed by

建筑 Architectural	设备 Mechanical
结构 Structural	电气 Electrical
设计编号 BAD #	工程号码 Job #
审定人 Checked by	工程负责人 Supervised by
审核人 Checked by	工种负责人 Supervised by
校对人 Checked by	设计人 Designed by
咨询 Consulted by	制图人 Drawn by

比例 Scale 1:20

出图 Date AUGT 15, 2005

图号 Drawing # W-TP-05

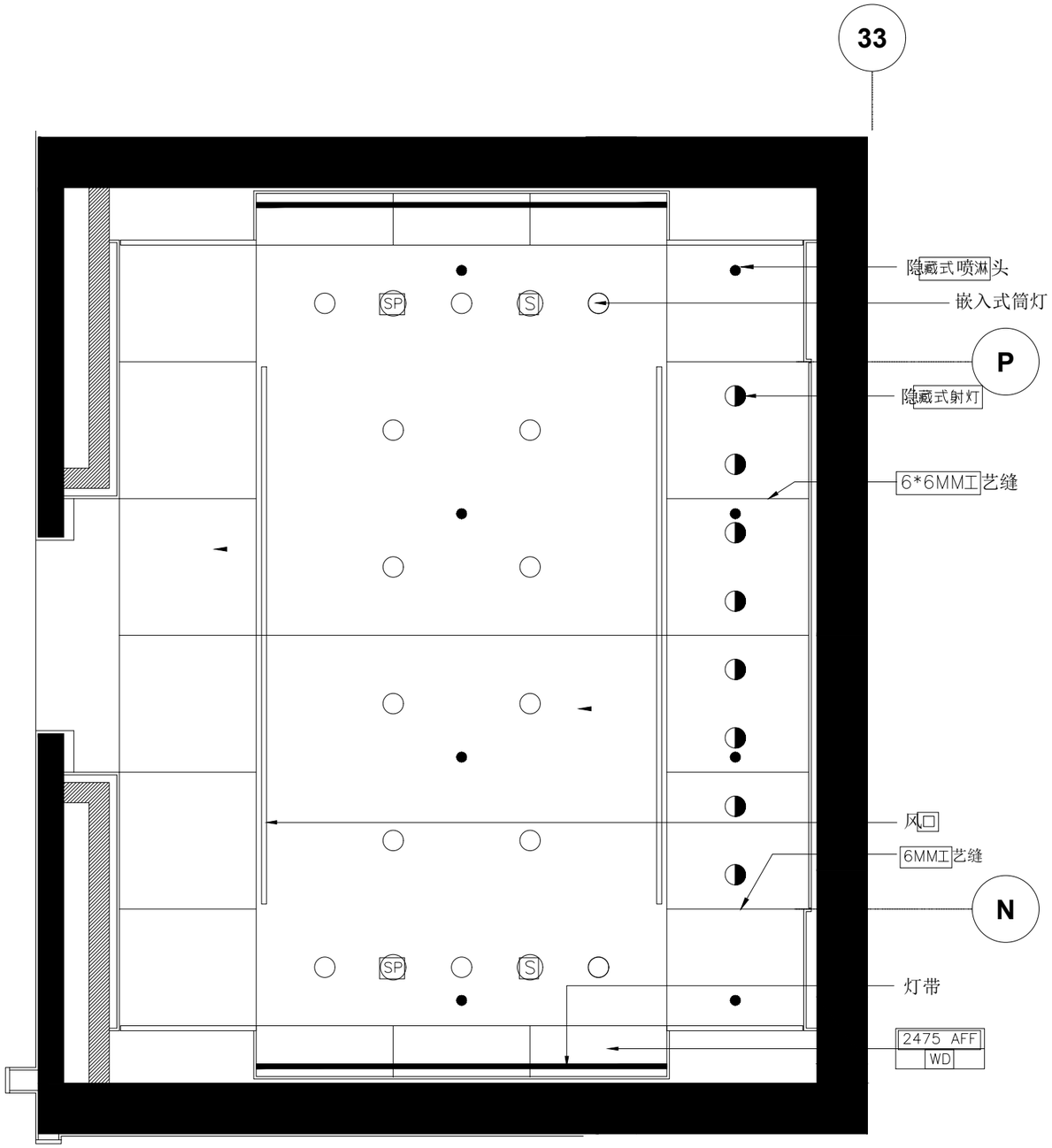

灯具更换图

苏州博物馆

SUZHOU MUSEUM
SUZHOU CHINA

注解 General Notes

JUL 18, 2005
编号 No. 出图 Issue OCT 22, 2004 日期 Date

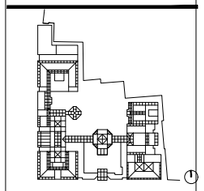

图名 Drawing Title
灯具更换图

会签栏 Signed by

建筑 Architectural	设备 Mechanical
结构 Structural	电气 Electrical
设计编号 BAD #	工程号码 Job #
审定人 Checked by	工程负责人 Supervised by
审核人 Checked by	工种负责人 Supervised by
校对人 Checked by	设计人 Designed by
咨询 Consulted by	制图人 Drawn by

比例 Scale 1:20
出图 Date AUGT 15, 2005
图号 Drawing # W-TP-04

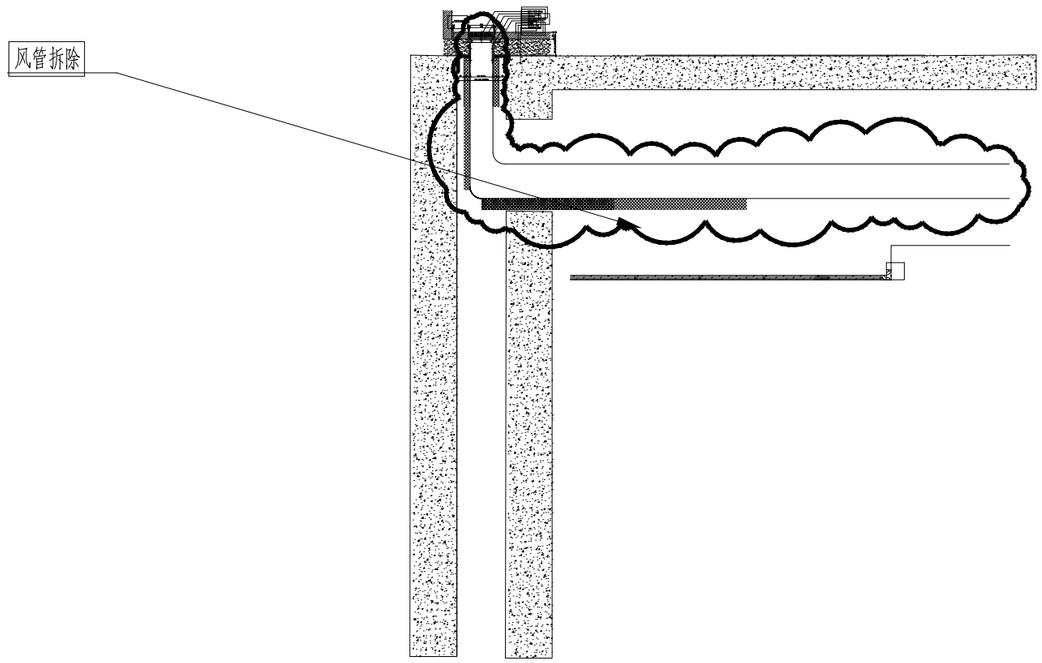

原节点构造

苏州博物馆

SUZHOU MUSEUM

SUZHOU CHINA

注解 General Notes

PROJECT ELEVATION +/- 0000 = CITY DATUM EL. 03.58M

CONSTRUCTION 施工图	Issue	JUL 18, 2005
初步设计出图	Issue	OCT 22, 2004

日期 Date

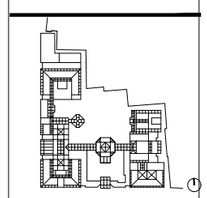

图名 Drawing Title

吊顶内节点图

会签栏 Signed by

建筑 Architectural	设备 Mechanical
结构 Structural	电气 Electrical
设计编号 BAD #	工程号码 Job #
审定人 Checked by	工程负责人 Supervised by
审核人 Checked by	工种负责人 Supervised by
校对人 Checked by	设计人 Designed by
咨询 Consulted by	制图人 Drawn by
比例 Scale 1:20	图号 Drawing # W-TP-02
日期 Date AUGT. 15, 2005	

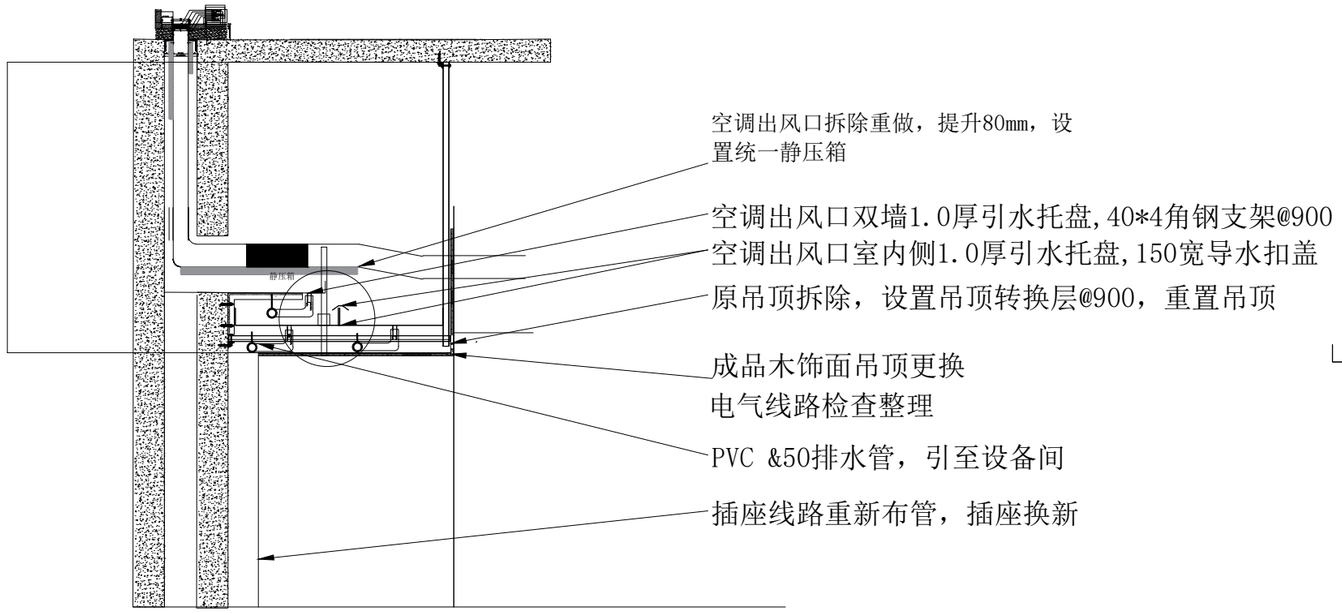

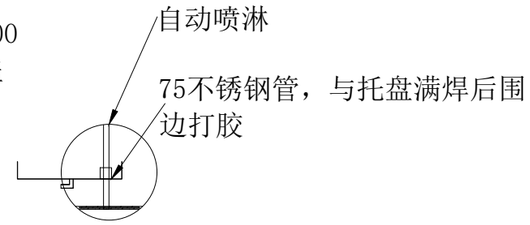

节点构造

苏州博物馆

SUZHOU MUSEUM

SUZHOU CHINA

注解 General Notes

编号 No. 出图 Issue 日期 Date

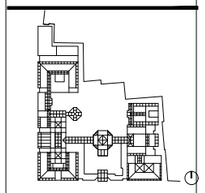

图名 Drawing Title

吊顶内节点图

会签栏 Signed by

建筑 Architectural	设备 Mechanical
结构 Structural	电气 Electrical
设计编号 SMZ-II	工程号码 Job #
审定人 Checked by	工程负责人 Supervised by
审核人 Checked by	工种负责人 Supervised by
校对人 Checked by	设计人 Designed by
咨询 Consulted by	制图人 Drawn by

比例 Scale 1:20

日期 Date AUGT.15, 2005

图号 Drawing # W-TP-03

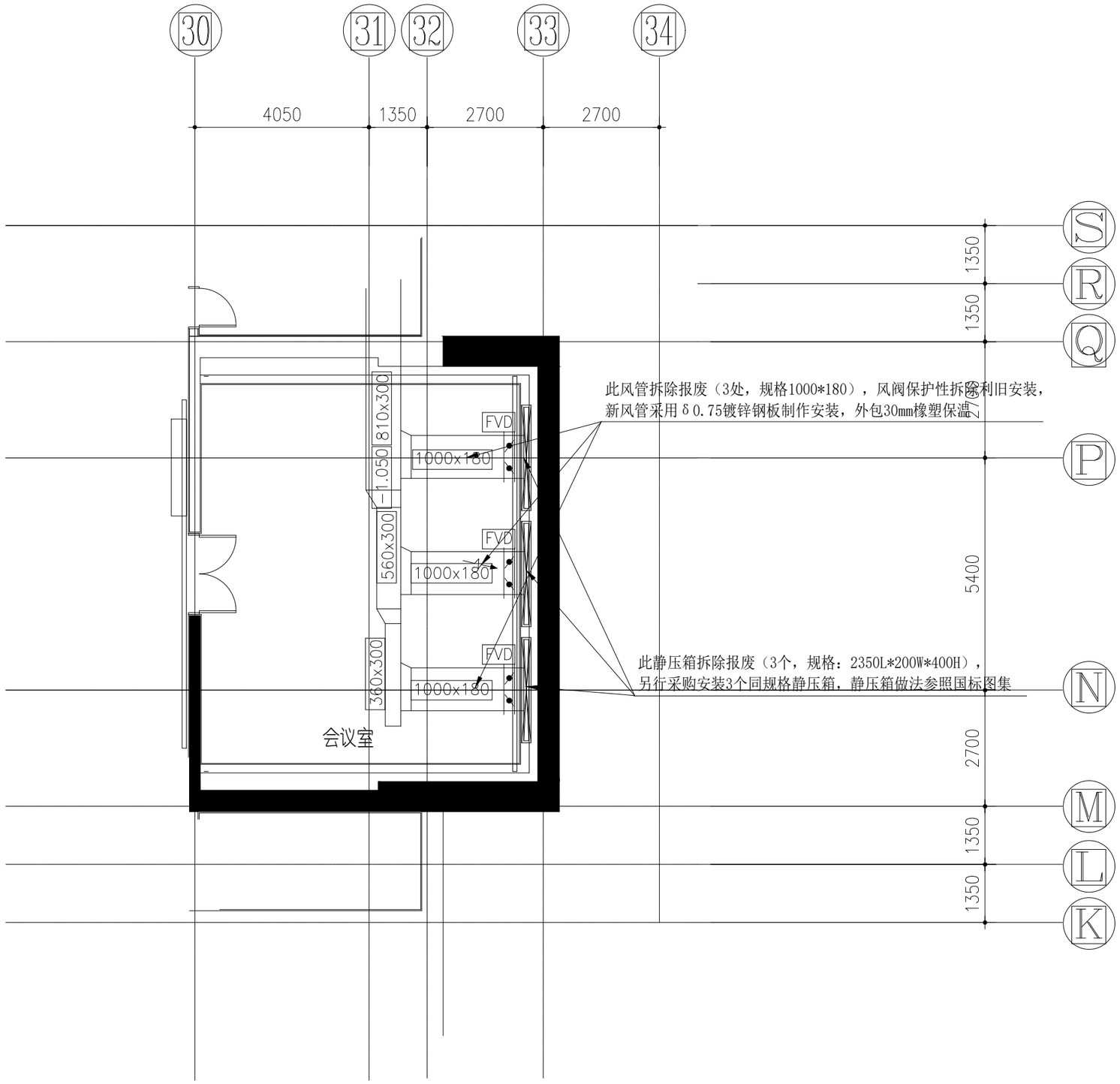

苏州博物馆

SUZHOU MUSEUM
SUZHOU CHINA

注解 General Notes

编号 No.	出图 Issue	日期 Date
	JUL 18, 2005	
	OCT 22, 2004	

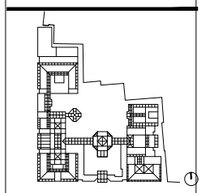

图名 Drawing Title

风管改造

会签栏 Signed by

建筑 Architectural	设备 Mechanical
结构 Structural	电气 Electrical
设计编号 BIAD #	工程号码 Job #
审定人 Checked by	工程负责人 Supervised by
审核人 Checked by	工种负责人 Supervised by
校对人 Checked by	设计人 Designed by
咨询 Consulted by	制图人 Drawn by

比例 Scale 1:20

日期 Date AUGT 15, 2005

图号 Drawing # W-FG-01

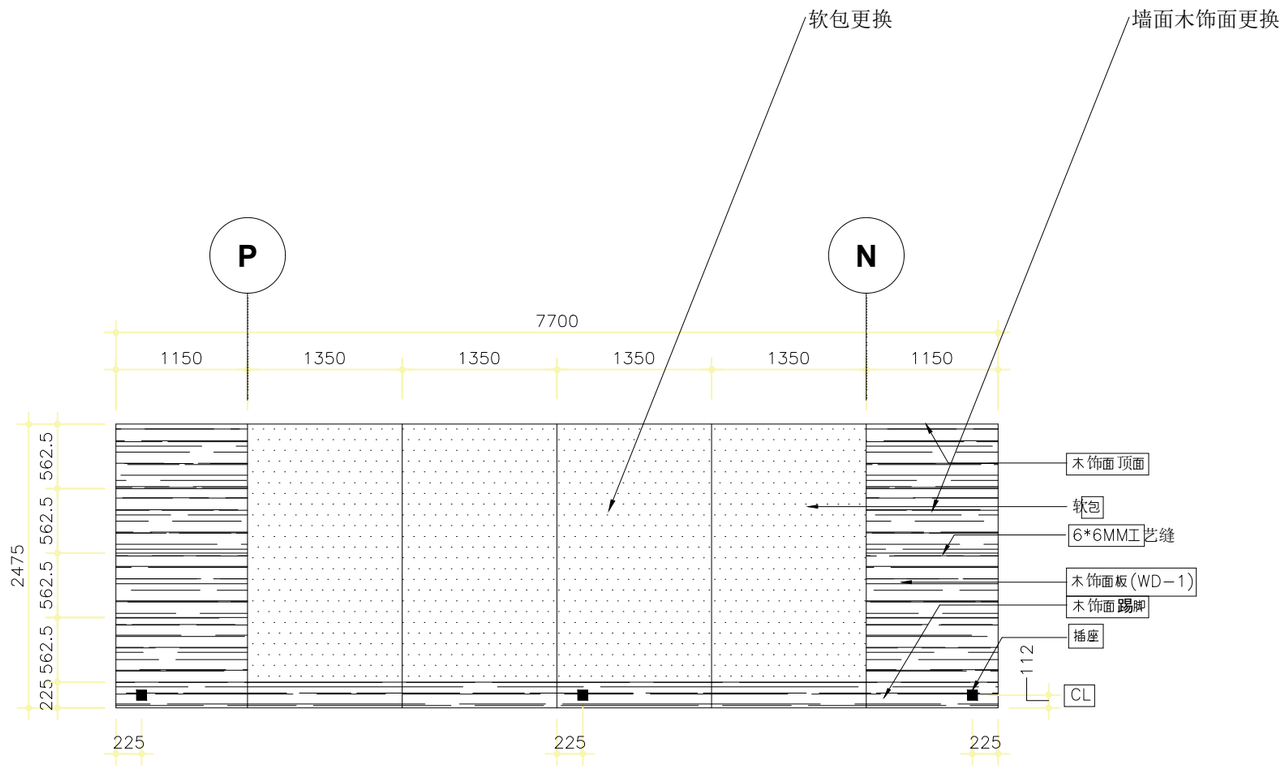

会议室漏水侧墙面

苏州博物馆

SUZHOU MUSEUM

SUZHOU CHINA

注解 General Notes

JUL 18, 2005

编号 No. 出图 Issue OCT 22, 2004 日期 Date

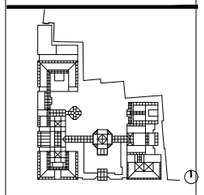

图名 Drawing Title

会议室漏水侧墙面

会签栏 Signed by

建筑 Architectural	设备 Mechanical
结构 Structural	电气 Electrical
设计编号 SIAD #	工程号码 Job #
审定人 Checked by	工程负责人 Supervised by
审核人 Checked by	工种负责人 Supervised by
校对人 Checked by	设计人 Designed by
咨询 Consulted by	制图人 Drawn by

比例 Scale 1:20

日期 Date AUGT 15, 2005

图号 Drawing # W-TP-07

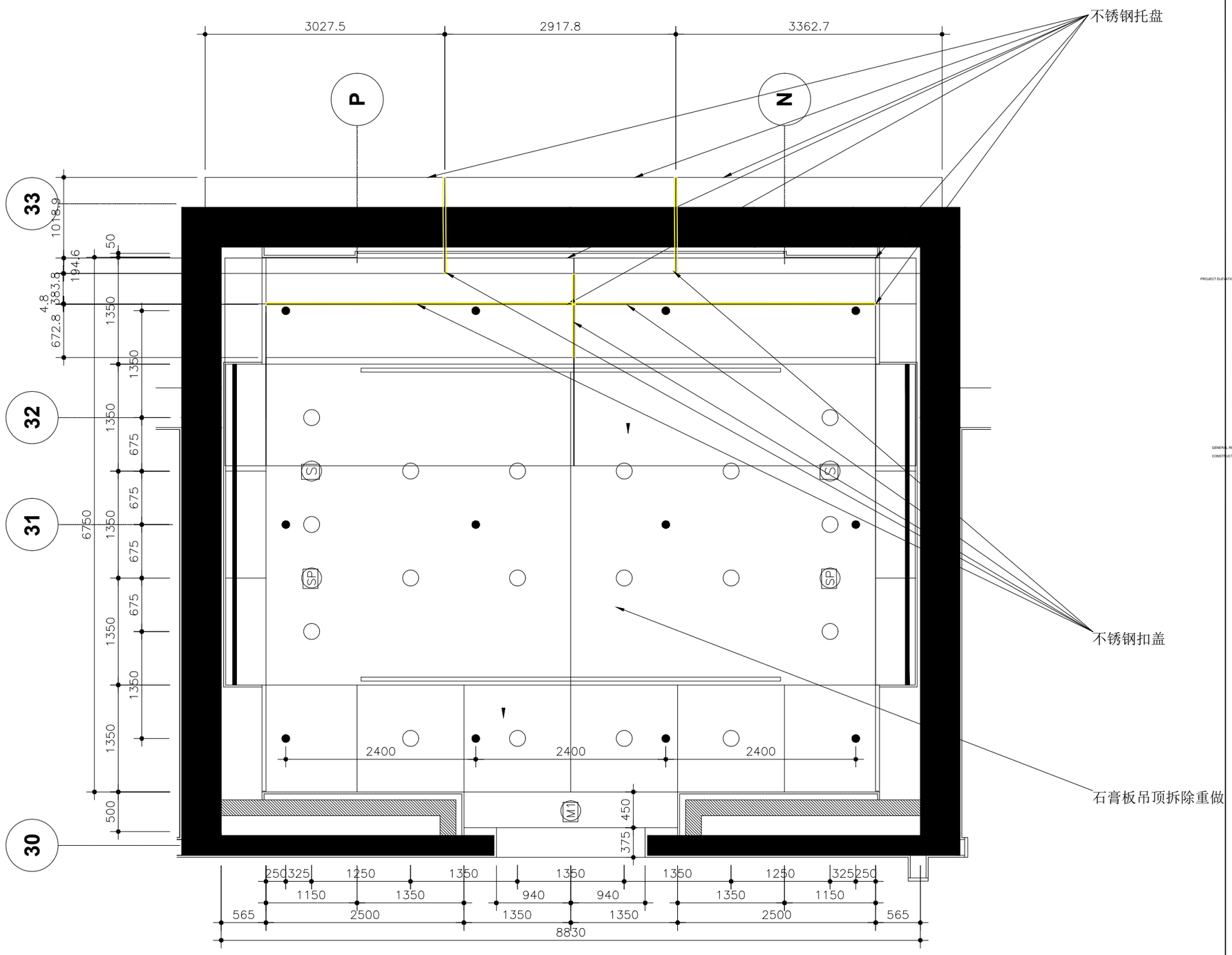

苏州博物馆

SUZHOU MUSEUM

SUZHOU CHINA

注解 General Notes

PROJECT ELEVATION +/- 0000 = CITY DATUM EL. 03.58M

GENERAL REVISIONS	JUL 18, 2005	
CONSTRUCTION REVISIONS 施工图 Issue	OCT 22, 2004	日期 Date

图名 Drawing Title

吊顶内不锈钢托盘布置图

会签栏 Signed by

建筑 Architectural	设备 Mechanical
结构 Structural	电气 Electrical
设计编号 SIAD #	工程号码 Job #
审定人 Checked by	工程负责人 Supervised by
审核人 Checked by	工种负责人 Supervised by
校对人 Checked by	设计人 Designed by
咨询 Consulted by	制图人 Drawn by

比例 Scale 1:20

日期 Date AUGT 15, 2005

图号 Drawing # W-TP-01

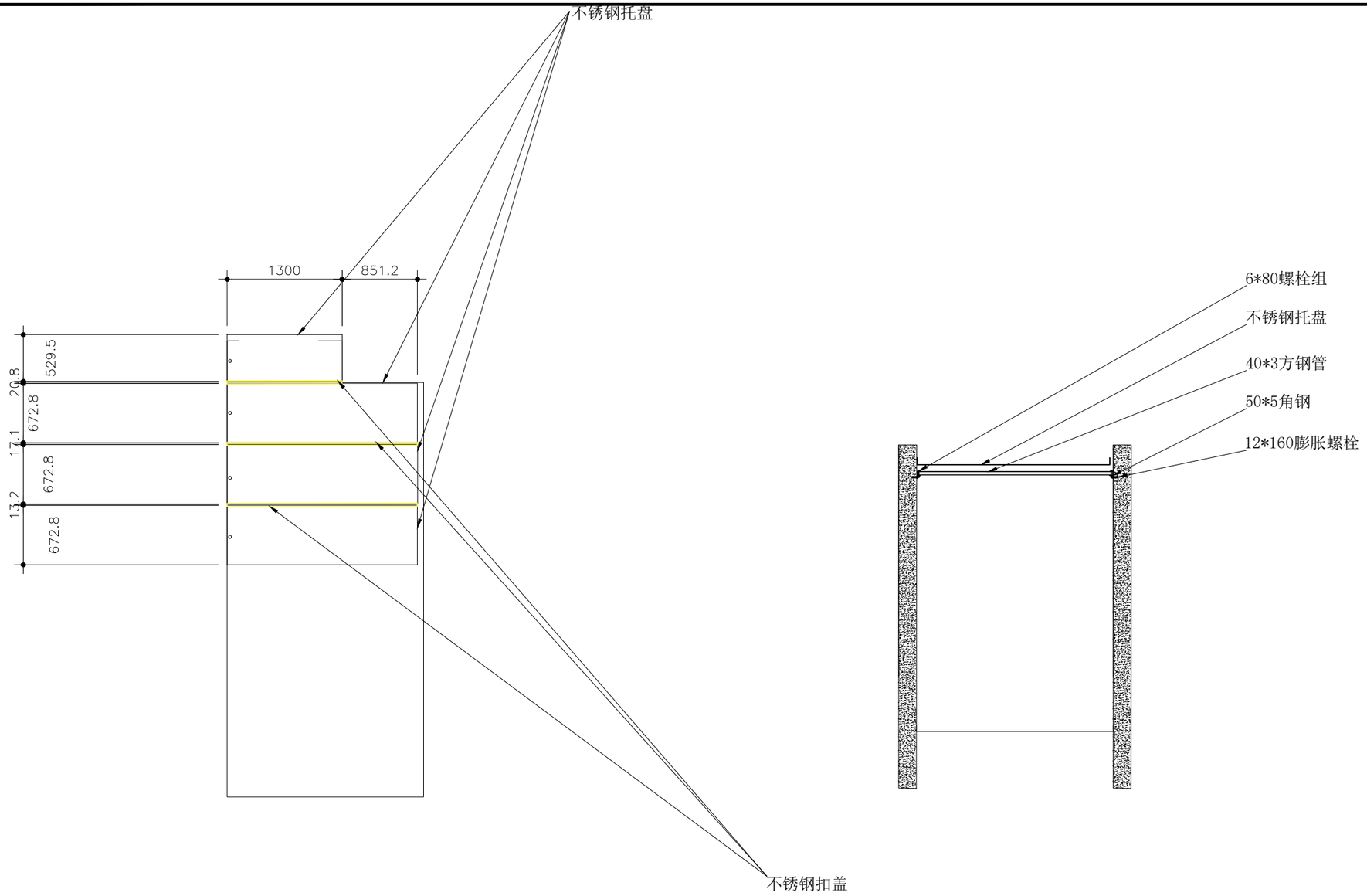

会议室两侧配电间和水房不锈钢集水层

苏州博物馆

SUZHOU MUSEUM

SUZHOU CHINA

注解 General Notes

JUL 18, 2005

编号 No. 出图 Issue OCT 22, 2004 日期 Date

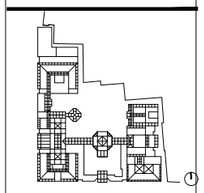

图名 Drawing Title

配电间不锈钢

会签栏 Signed by

建筑 Architectural	设备 Mechanical
结构 Structural	电气 Electrical
设计编号 SIAD #	工程号码 Job #
审定人 Checked by	工程负责人 Supervised by
审核人 Checked by	工种负责人 Supervised by
校对人 Checked by	设计人 Designed by
咨询 Consulted by	制图人 Drawn by

比例 Scale 1:20

出图 Date AUGT 15, 2005

图号 Drawing # W—TP—06

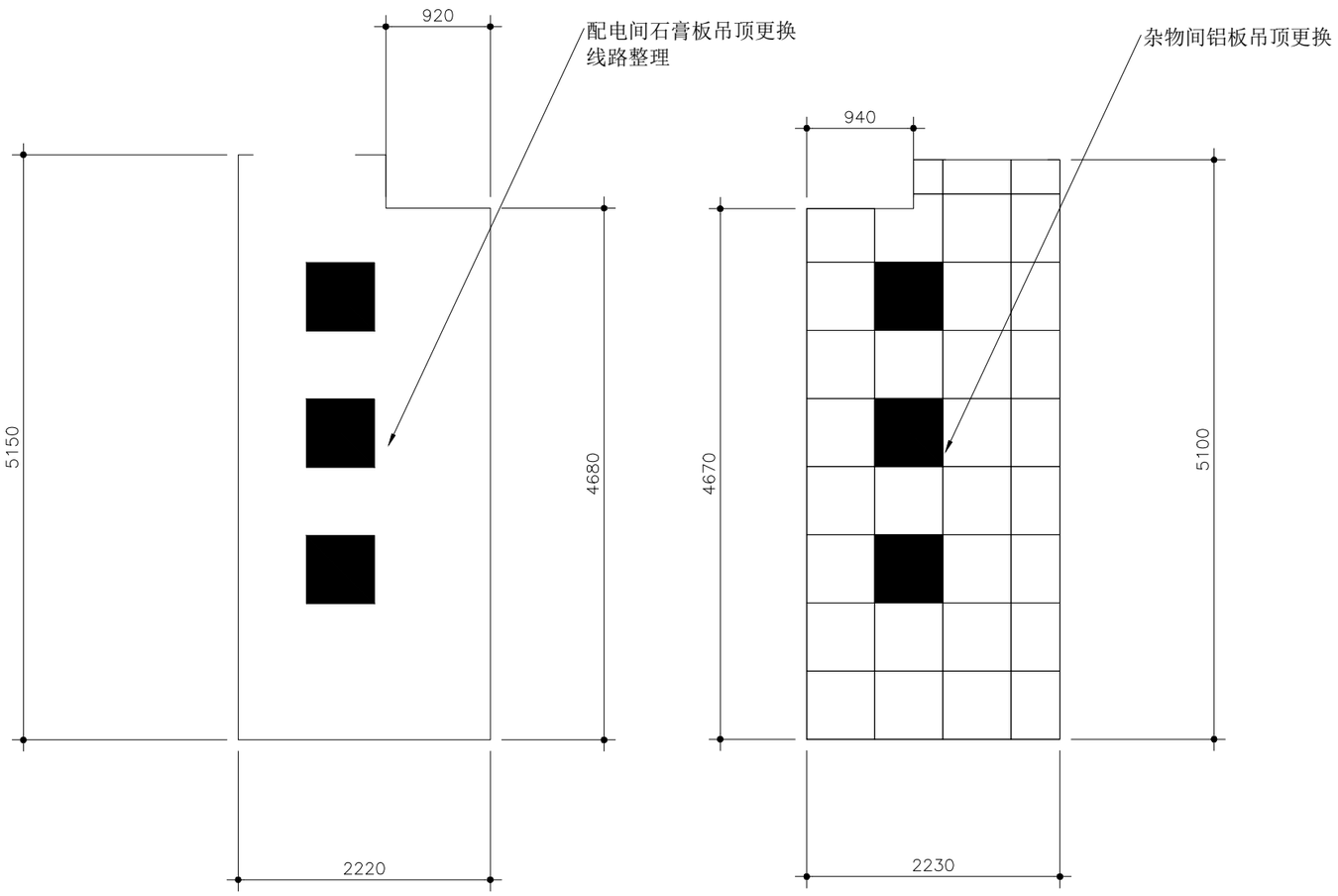

配电间及杂物间吊顶

苏州博物馆

SUZHOU MUSEUM
SUZHOU CHINA

注解 General Notes

JUL 18, 2005
编号 No. 出图 Issue OCT 22, 2004 日期 Date

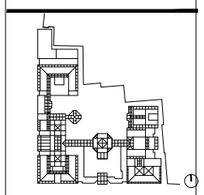

图名 Drawing Title
配电间及杂物间吊顶

会签栏 Signed by

建筑 Architectural	设备 Mechanical
结构 Structural	电气 Electrical
设计编号 SIAD #	工程号码 Job #
审定人 Checked by	工程负责人 Supervised by
审核人 Checked by	工种负责人 Supervised by
校对人 Checked by	设计人 Designed by
咨询 Consulted by	制图人 Drawn by
比例 Scale 1:20	图号 Drawing # W-TP-08
日期 Date AUGT. 15, 2005	

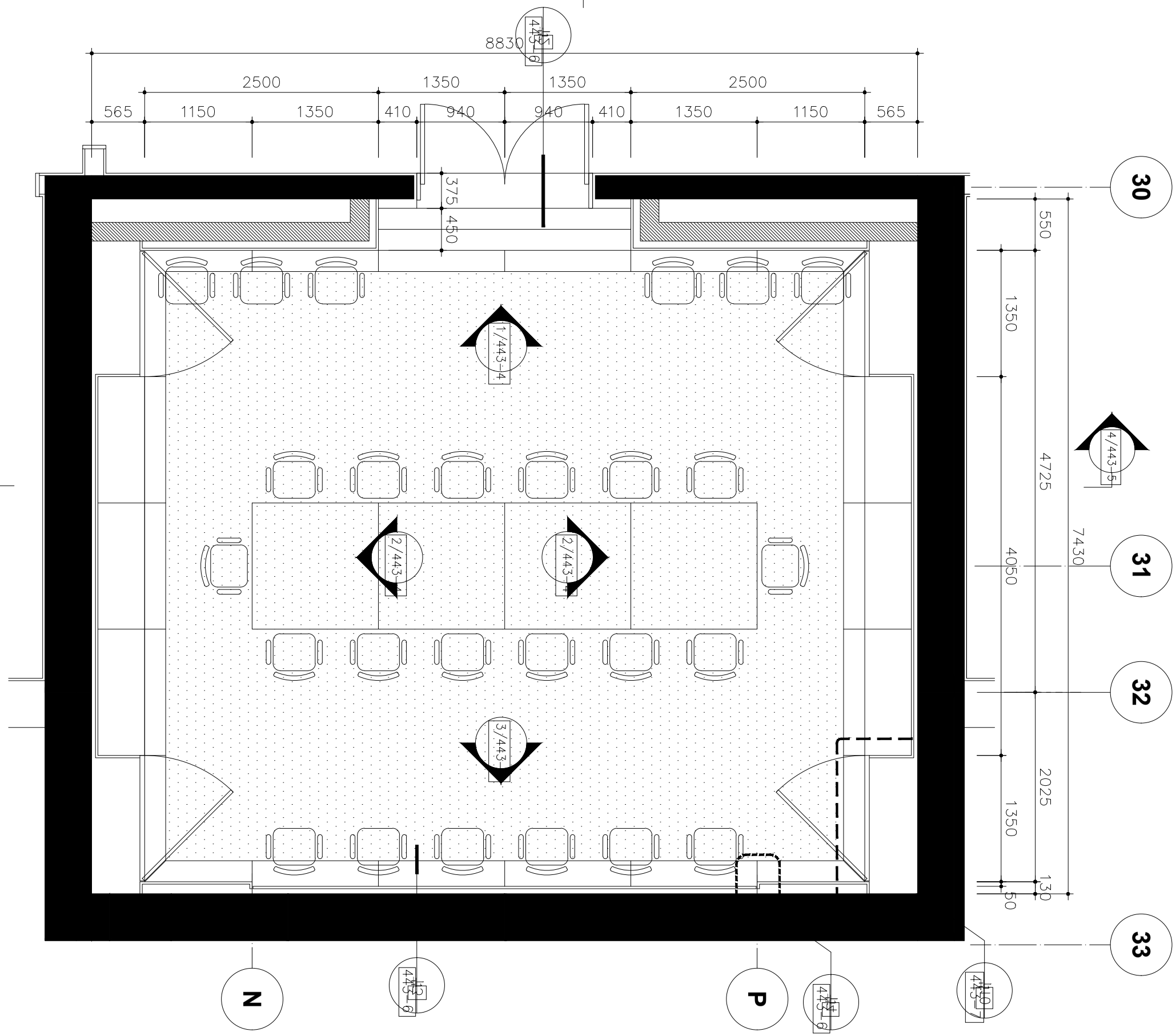

苏州博物馆
SUZHOU MUSEUM
CHINA

图名 Drawing Title
C区地下室
会议室（平面图）

设计阶段 Stage of Design
建筑 Architecture
设备 Mechanical
结构 Structure
电气 Electrical
设计阶段 Stage
工程号码 Job #
审定人 Checked by
工程负责人 Supervised by
审核人 Checked by
工种负责人 Supervised by
校对人 Checked by
设计人 Designed by
专业 Discipline
制图人 Drawn by
比例 Scale
图号 Drawing #
日期 Date
HYS-01

编号 No.	说明 Issue	日期 Date
	GENERAL REVISIONS	JUL.18, 2005
	CONSTRUCTION DOCUMENTS	OCT.22, 2004

PROJECT ELEVATION +/- 0000 = CITY DATUM EL. 0.55M

图纸 Drawing No.

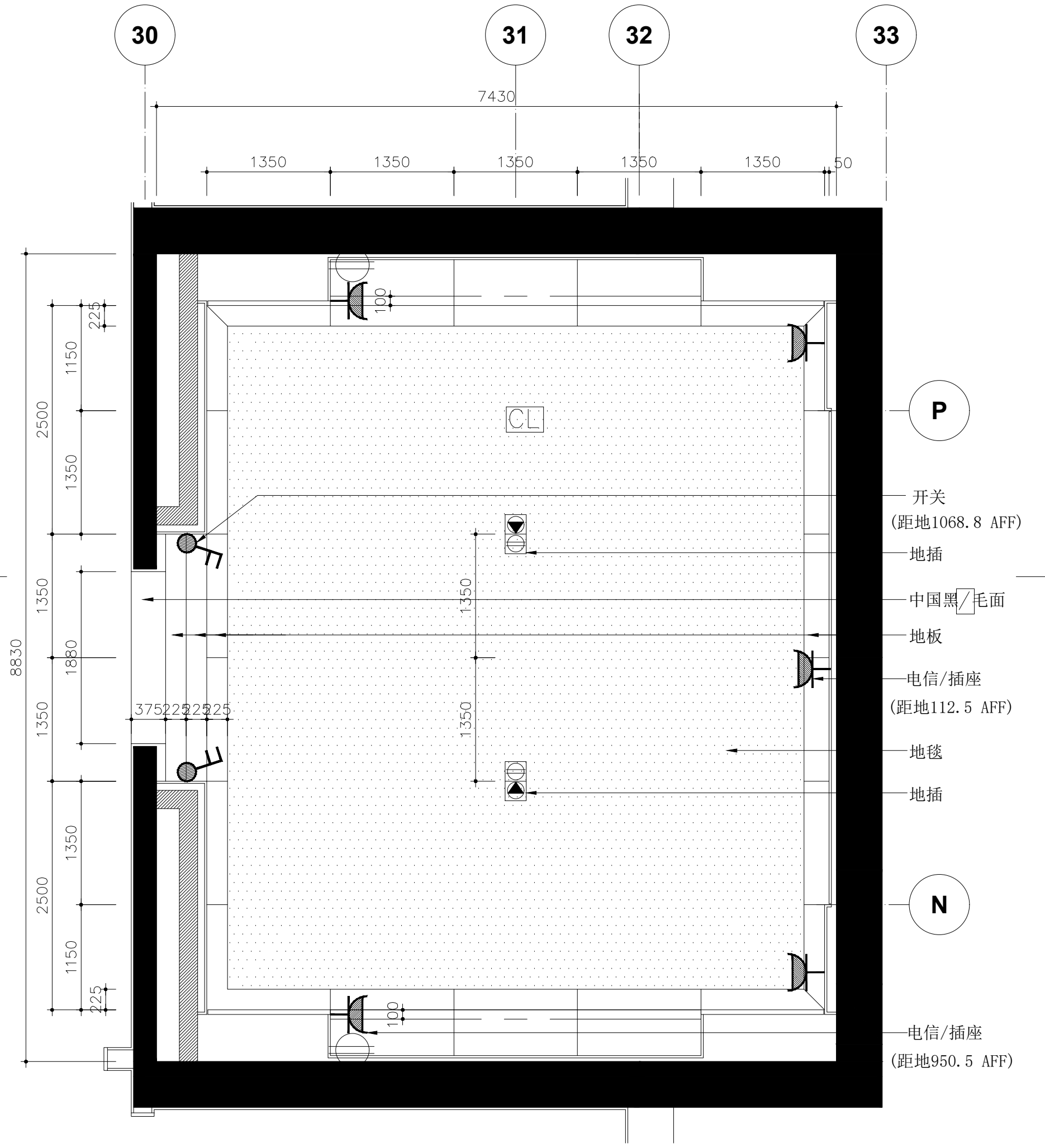

苏州博物馆

SUZHOU MUSEUM
SUZHOU CHINA

图例 General Notes
PROJECT ELEVATION:+/- 0.000 = CITY DATUM EL 03.58M

GENERAL REVISIONS	JUL 19, 2005
CONSTRUCTION DOCUMENTS	OCT 20, 2004
编号 No. 说明 Issue	日期 Date

图名 Drawing Title
C 区地下室
会议室（地面材质图）

业主确认 Signed by			
建筑 Architectural		设备 Mechanical	
结构 Structural		电气 Electrical	
设计单位 DWG #		工程名称 Job #	
制图人 Checked by		工种负责人 Supervisor by	
审核人 Checked by		设计人 Designer by	
校对人 Checked by			
绘图 Contractor by		制图人 Drawn by	
比例 Scale		图号 Drawing #	HYS-02
日期 Date			

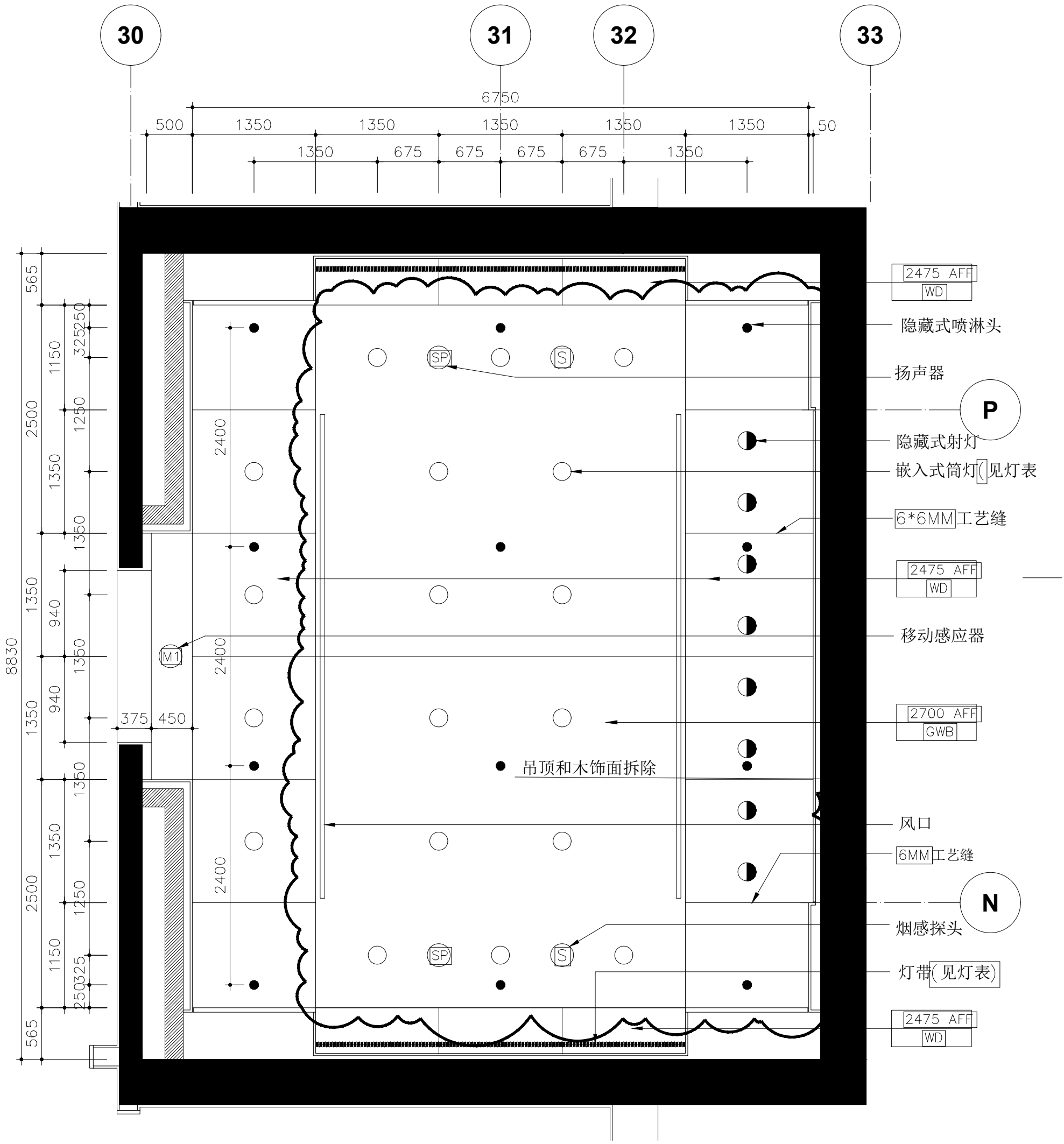

苏州博物馆

SUZHOU MUSEUM

CHINA

注解 General Notes

PROJECT ELEVATION +/- 0.000 = CITY DATUM EL. 0.58M

编号 No.	出图 Issue	日期 Date
	GENERAL REVISIONS	JUL 18, 2005
	CONSTRUCTION DOCUMENTS	OCT 22, 2004

会签栏 Signed by

建筑 Architectural | 设备 Mechanical

结构 Structural | 电气 Electrical

设计编号 SMDI# | 工程号码 Job #

审定人 Checked by | 工程负责人 Supervised by

审核人 Checked by | 工种负责人 Supervised by

校对人 Checked by | 设计人 Designed by

绘图 Constructed by | 制图人 Drawn by

比例 Scale | 图号 Drawing #

图名 Drawing Title

C 区地下室

会议室（顶面图）

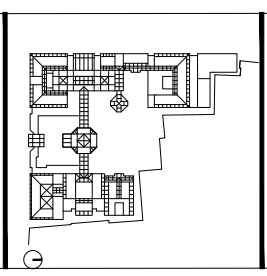

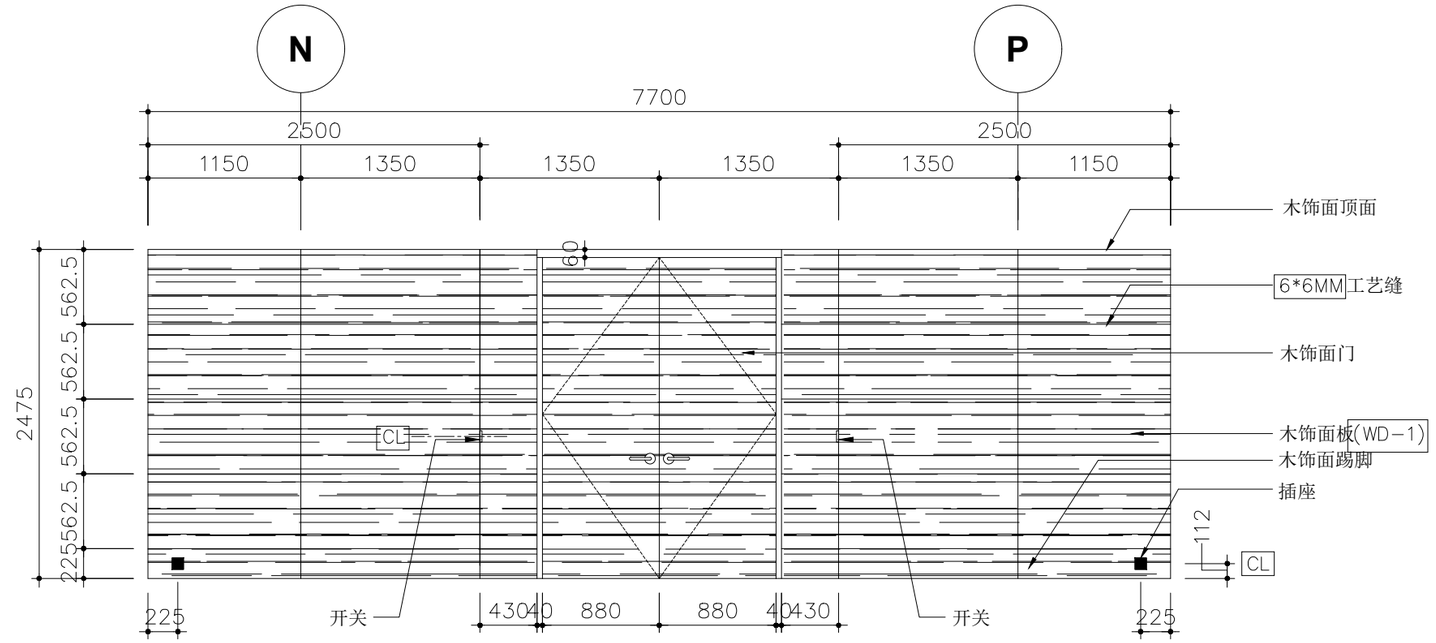

1/443-11 立面 ELEVATION
C区地下室会议室 1:20

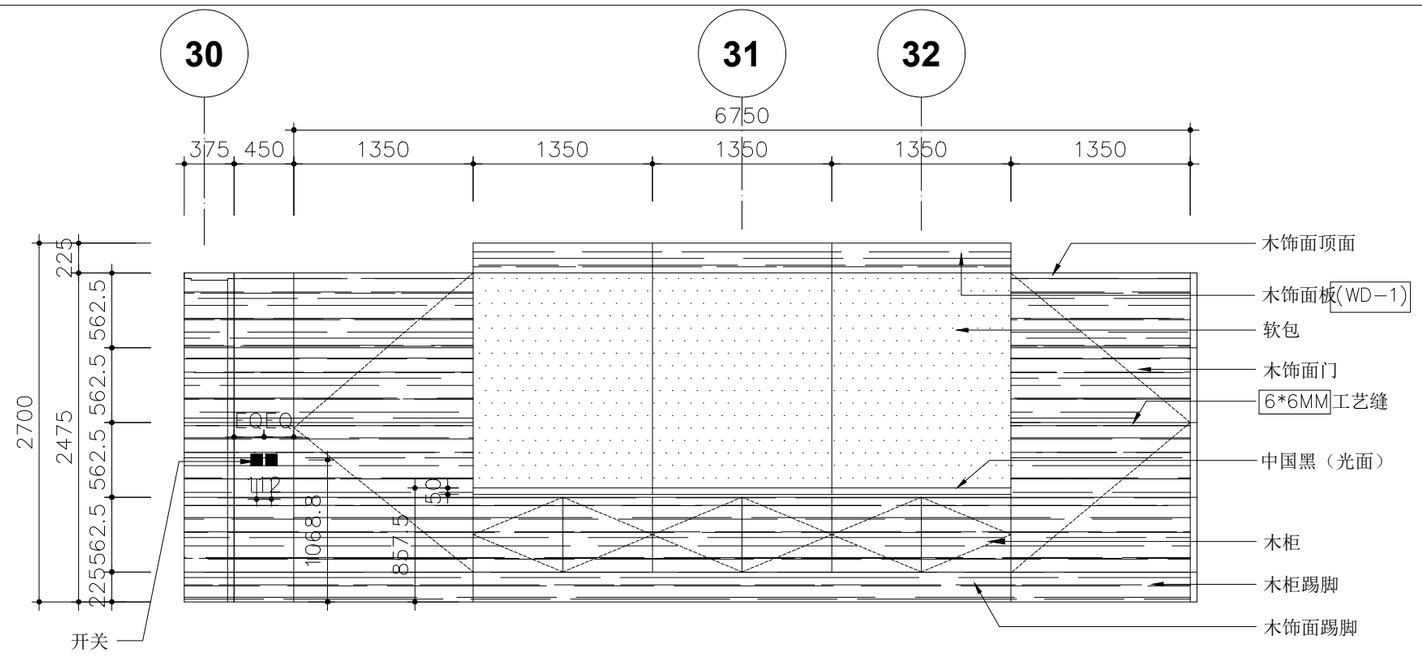

2/443-11 立面 ELEVATION
C区地下室会议室 1:20

苏州博物馆

SUZHOU MUSEUM
SUZHOU CHINA

注解 General Notes

PROJECT ELEVATION +/- 0000 = CITY DATUM EL. 03.58M

编号 No.	出图 Issue	日期 Date
	GENERAL REVISIONS	JUL 18, 2005
	CONSTRUCTION DOCUMENTS	OCT 22, 2004

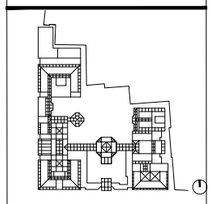

图名 Drawing Title

C 区地下室
会议室（立面图1 ）

会签栏 Signed by

建筑 Architectural	设备 Mechanical
结构 Structural	电气 Electrical
设计编号 SIAD #	工程号码 Job #
审定人 Checked by	工程负责人 Supervised by
审核人 Checked by	工种负责人 Supervised by
校对人 Checked by	设计人 Designed by
咨询 Consulted by	制图人 Drawn by

比例 Scale 1:20

图号 Drawing # HYS-04

日期 Date AUGT 15, 2005

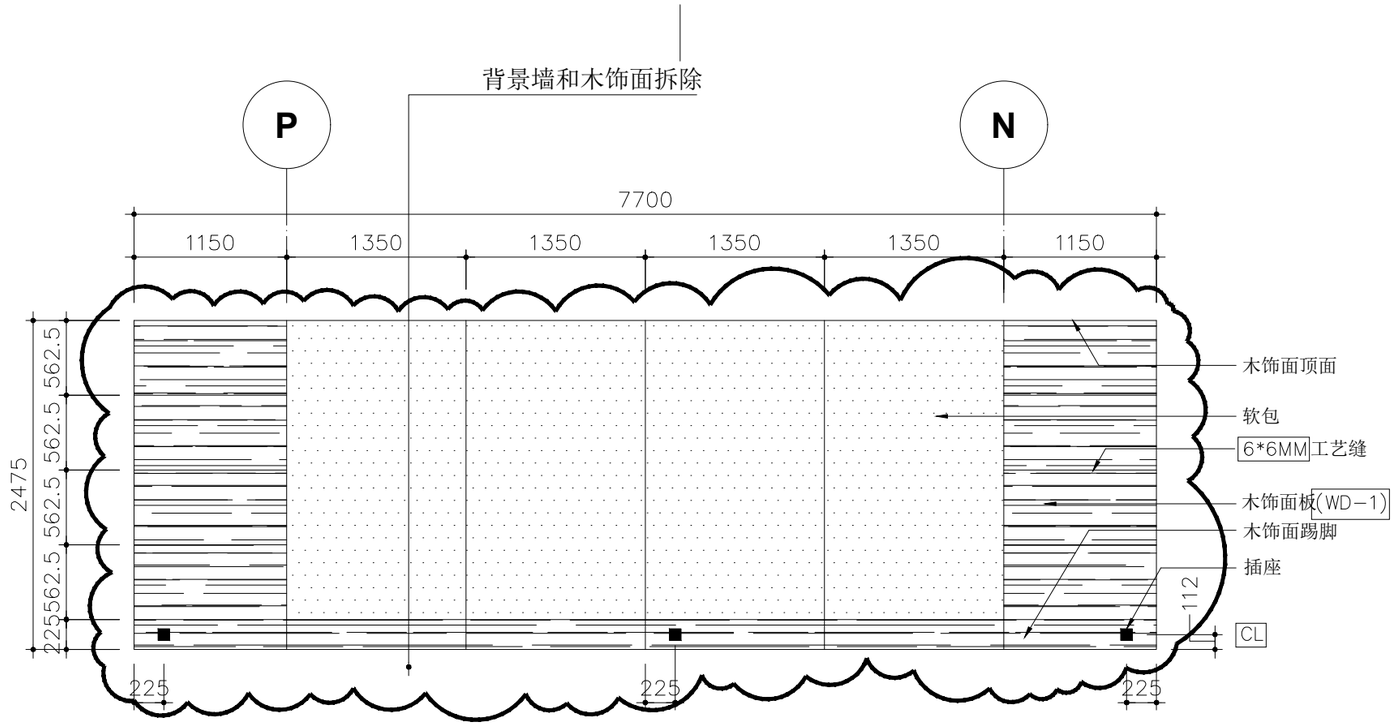

3/443-1 立面 ELEVATION
C区地下室会议室 1:20

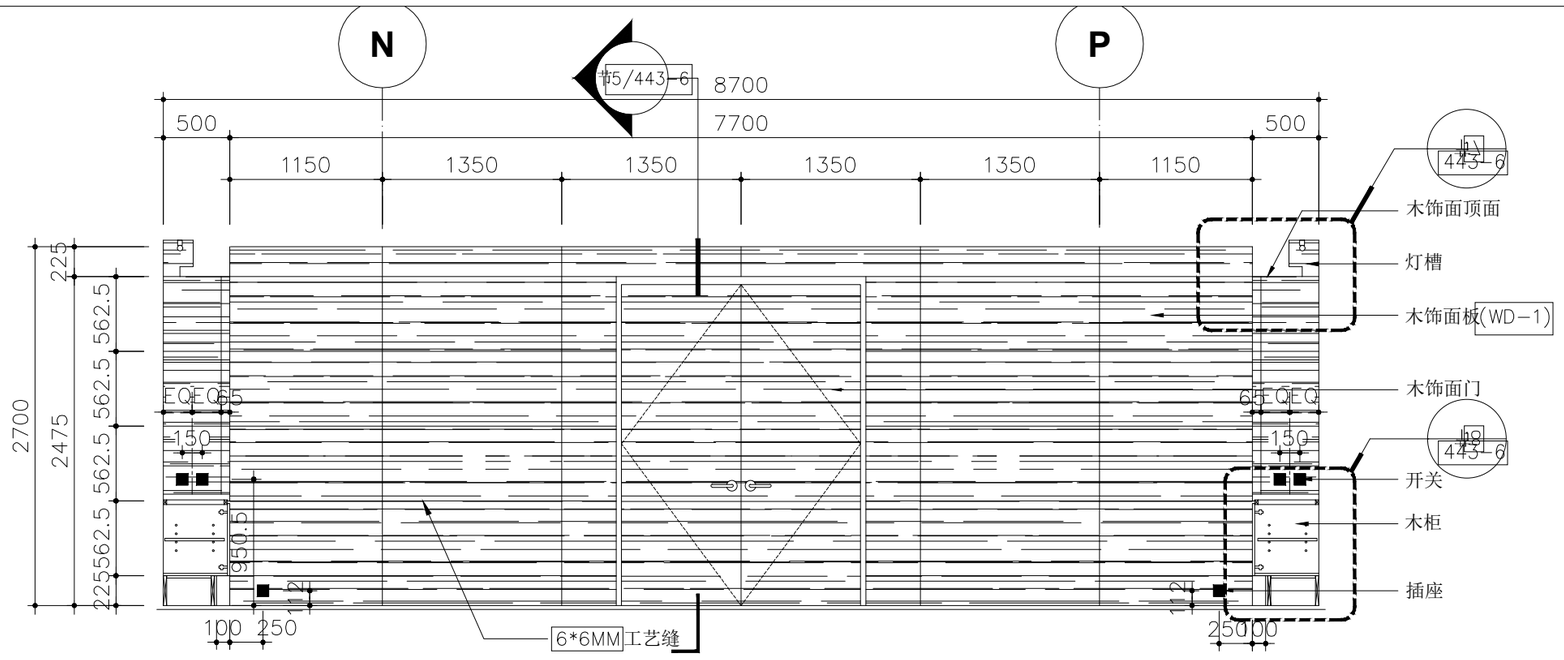

4/443-1 立面 ELEVATION
C区地下室会议室 1:20

苏州博物馆

SUZHOU MUSEUM
SUZHOU CHINA

注解 General Notes

PROJECT ELEVATION +/- 0000 = CITY DATUM EL. 03.58M

编号 No.	出图 Issue	日期 Date
	GENERAL REVISIONS	JUL. 18, 2005
	CONSTRUCTION DOCUMENTS	OCT 22, 2004

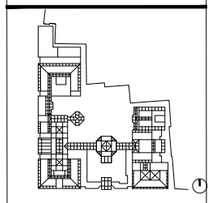

图名 Drawing Title
C 区地下室
会议室（立面图2 ）

会签栏 Signed by

建筑 Architectural	设备 Mechanical
结构 Structural	电气 Electrical
设计编号 SIAD #	工程号码 Job #
审定人 Checked by	工程负责人 Supervised by
审核人 Checked by	工种负责人 Supervised by
校对人 Checked by	设计人 Designed by
咨询 Consulted by	制图人 Drawn by

比例 Scale 1:20
日期 Date AUGT 15, 2005
图号 Drawing # HYS-05

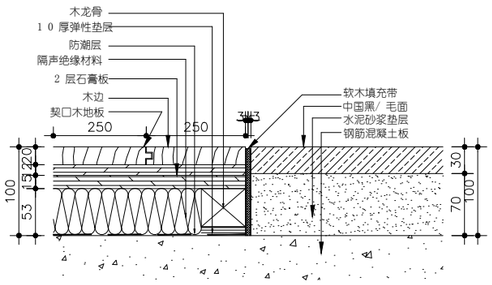

地板与石材之间
会议室 1 : 3

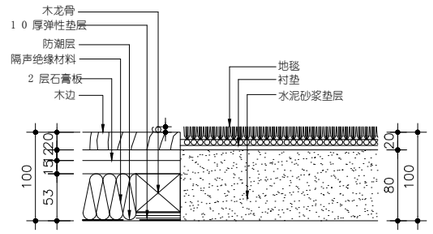

地板/ 地毯
会议室 1 : 3

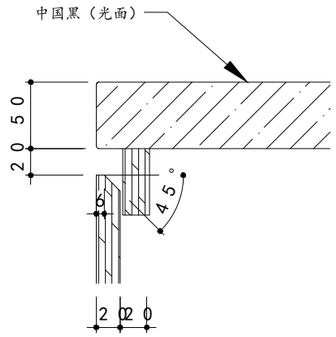

柜子台面
会议室 1 : 2

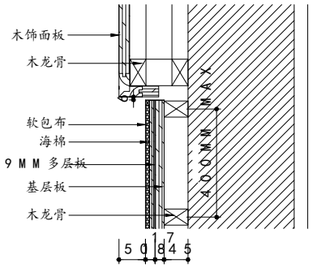

木饰面/ 软包
会议室 1 : 5

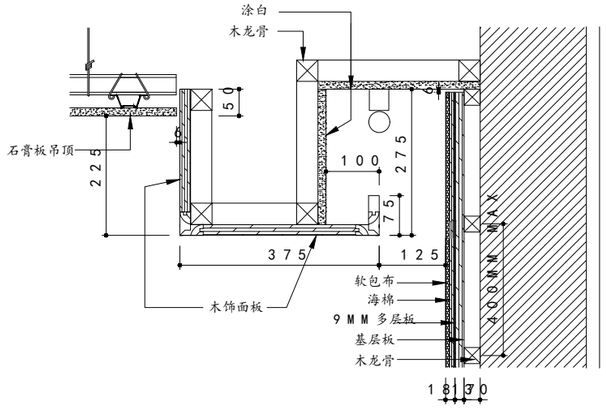

木饰面/ 软包
会议室 1 : 5

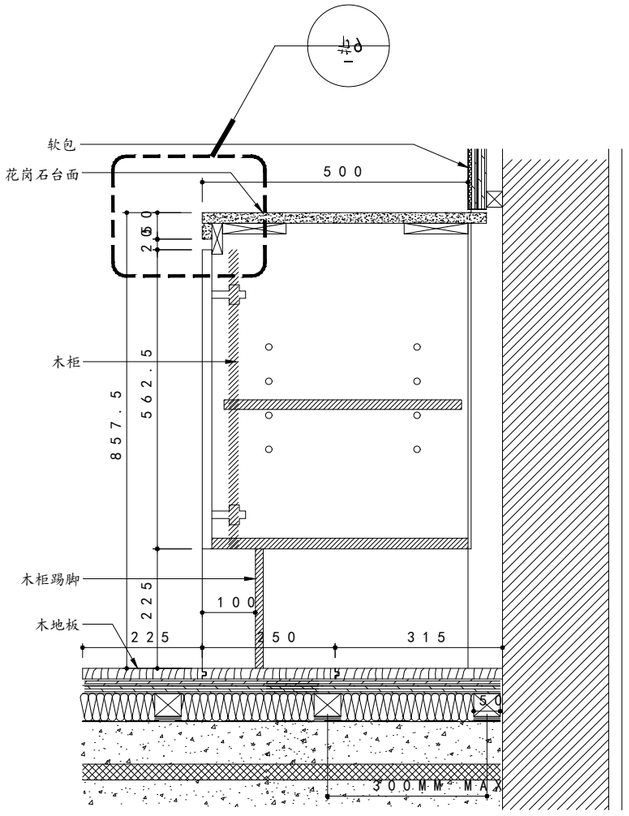

木柜
会议室 1 : 5

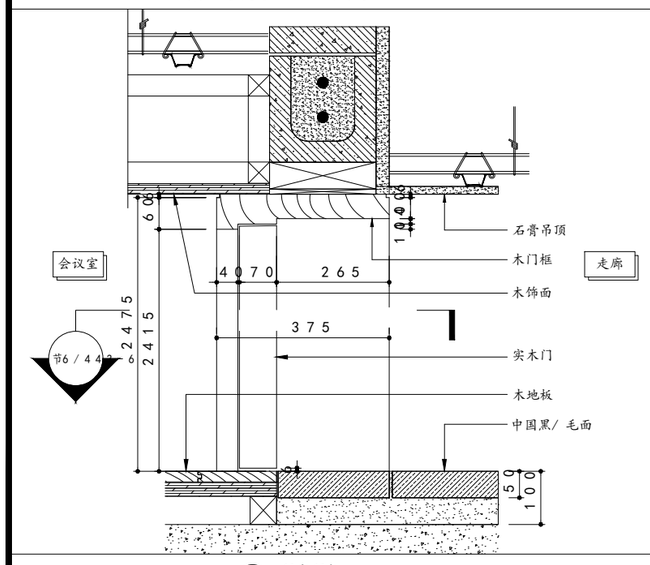

门与门框
会议室 1 : 5

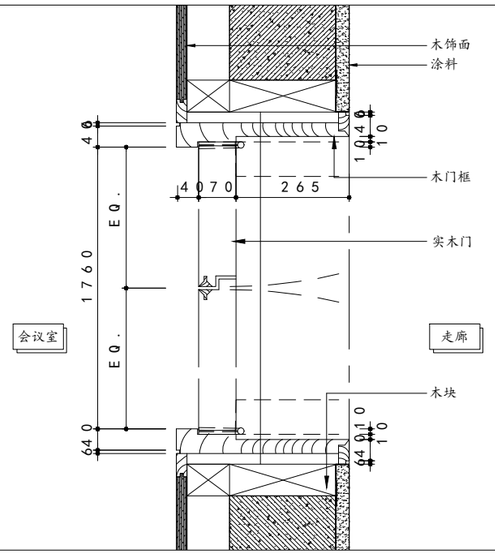

门与门框
会议室 1 : 5

苏州博物馆

SUZHOU MUSEUM
SUZHOU CHINA

注解 General Notes

PROJECT ELEVATION +/- 0000 = CITY DATUM EL. 03.58M

编号 No.	出图 Issue	日期 Date
		JUL 18, 2005
		OCT 22, 2004

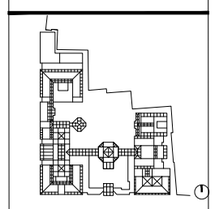

图名 Drawing Title
C 区地下室
会议室（节点图1 ）

会签栏 Signed by	
建筑 Architectural	设备 Mechanical
结构 Structural	电气 Electrical
设计编号 SIAD #	工程号码 Job #
审定人 Checked by	工程负责人 Supervised by
审核人 Checked by	工种负责人 Supervised by
校对人 Checked by	设计人 Designed by
咨询 Consulted by	制图人 Drawn by
比例 Scale	图号 Drawing #
日期 Date	HYS-06

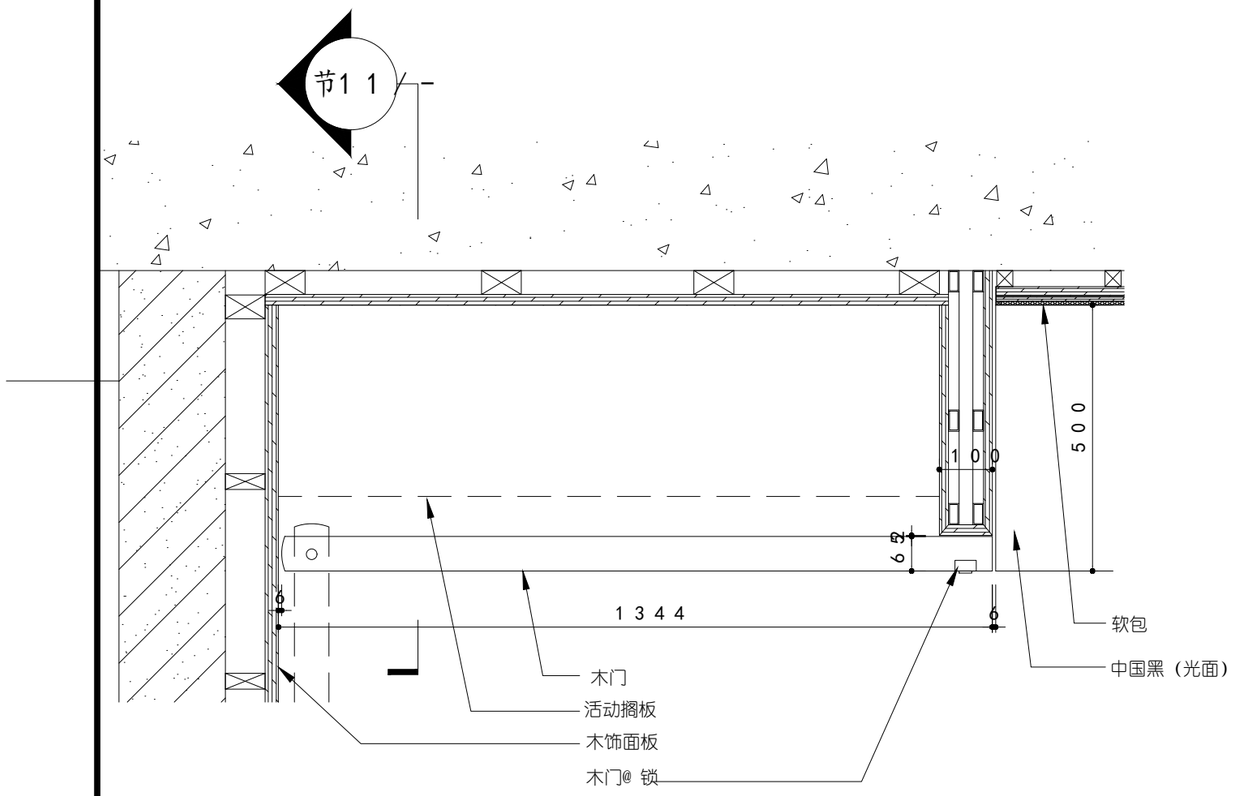

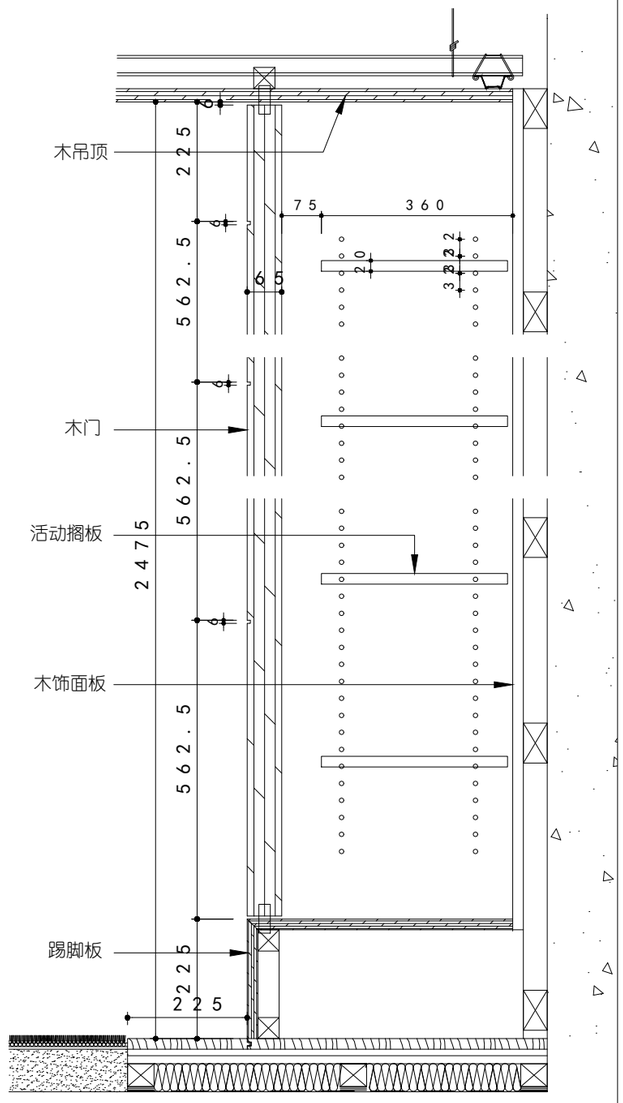

壁柜门与门框 — 会议室 — 1 : 5

壁柜 — 会议室 — 1 : 5

苏州博物馆

SUZHOU MUSEUM
SUZHOU CHINA

注解 General Notes

PROJECT ELEVATION +/- 0000 = CITY DATUM EL. 03.58M

编号 No.	出图 Issue	日期 Date
		JUL 18, 2005
		OCT 22, 2004

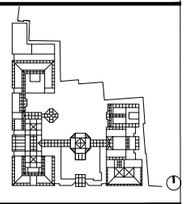

图名 Drawing Title

C 区地下室
会议室（节点图2 ）

会签栏 Signed by

建筑 Architectural	设备 Mechanical
结构 Structural	电气 Electrical

设计编号 SIAD #	工程号码 Job #
审定人 Checked by	工程负责人 Supervised by
审核人 Checked by	工种负责人 Supervised by
校对人 Checked by	设计人 Designed by
咨询 Consulted by	制图人 Drawn by
比例 Scale	图号 Drawing #
日期 Date	HYS－07

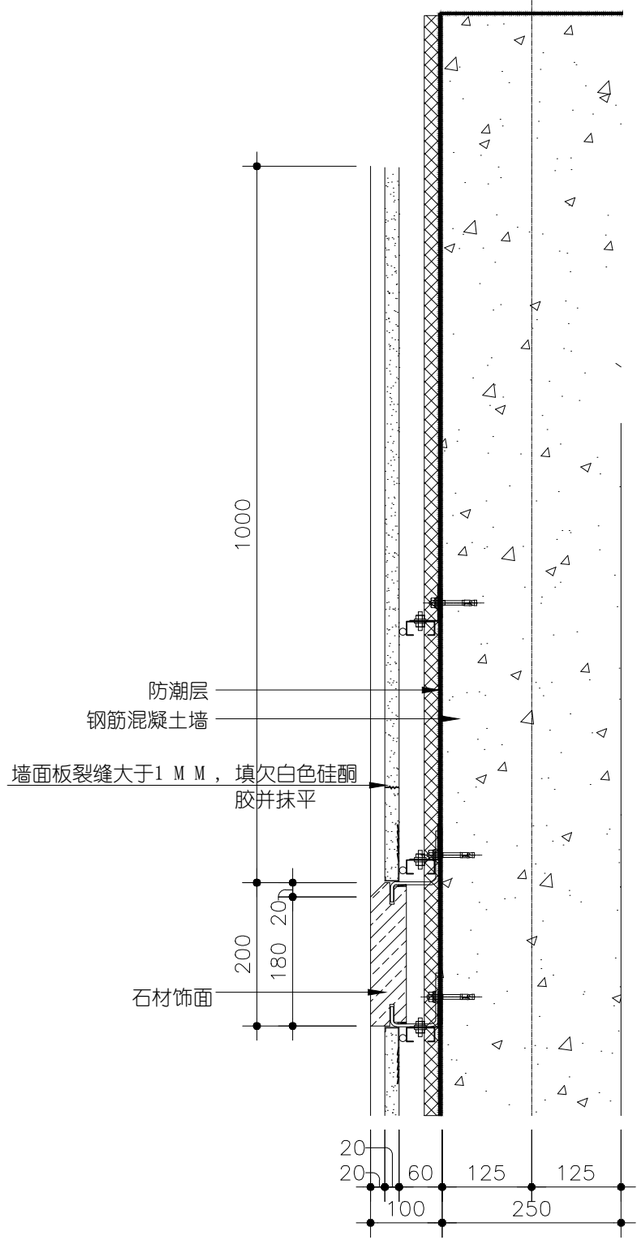

苏州博物馆

SUZHOU MUSEUM

SUZHOU CHINA

注解 General Notes

编号 No.	出图 Issue	日期 Date
	JUL 18, 2005	
	OCT 22, 2004	

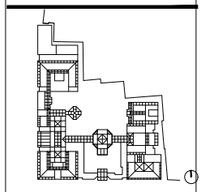

图名 Drawing Title

墙面维修节点

会签栏 Signed by

建筑 Architectural	设备 Mechanical
结构 Structural	电气 Electrical

设计编号 SAD#	工程号码 Job #
审定人 Checked by	工程负责人 Supervised by
审核人 Checked by	工种负责人 Supervised by
校对人 Checked by	设计人 Designed by
咨询 Consulted by	制图人 Drawn by

比例 Scale 1:20	图号 Drawing # W-QM-01
出图 Date AUGT 15, 2005	

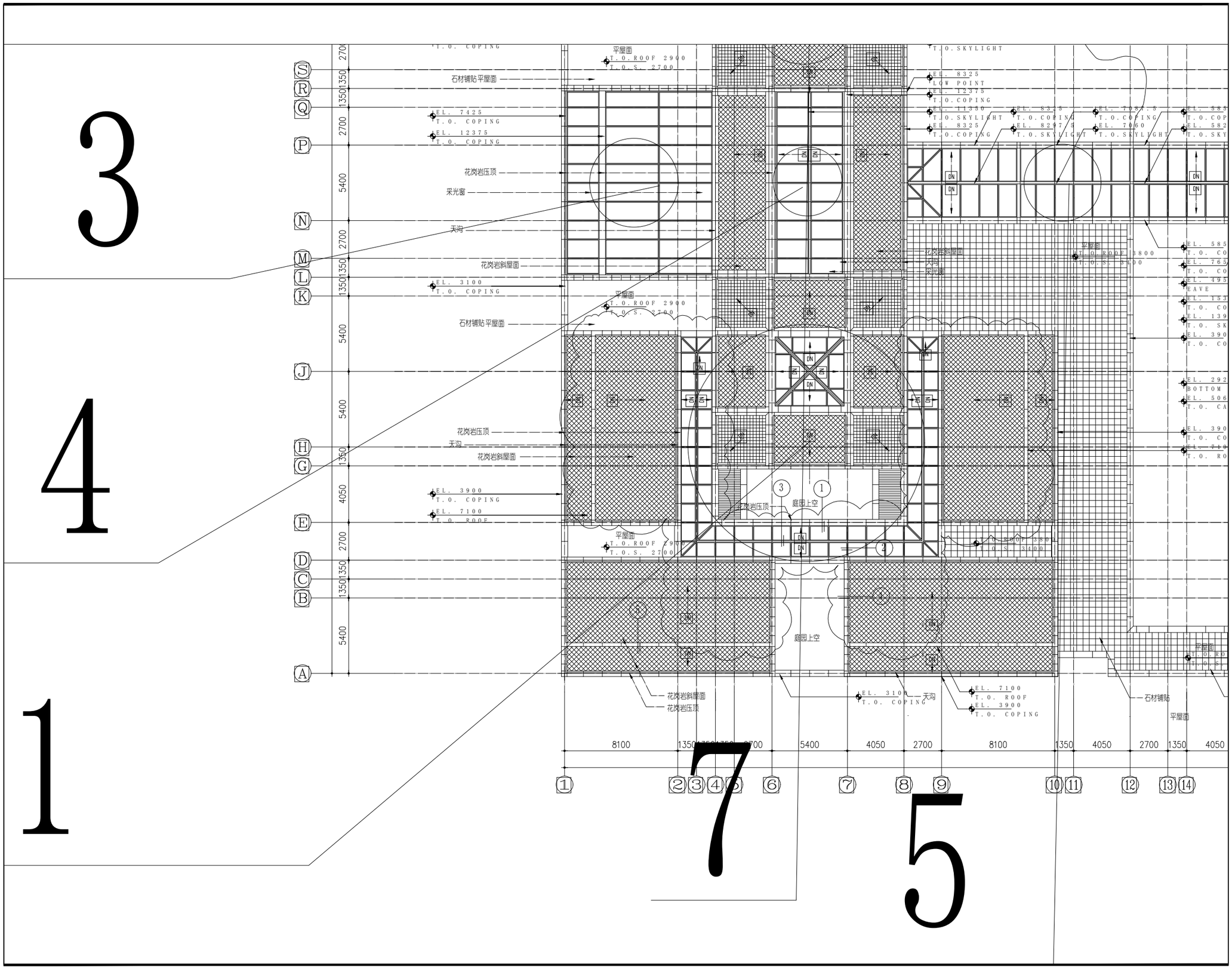

苏州博物馆

SUZHOU MUSEUM
SUZHOU CHINA

注解 General Notes

PROJECT ELEVATION +/- 0000 = CITY DATUM EL. 03.58M

GENERAL REVISIONS

CONSTRUCTION DOCUMENTS

编号 No.	出图 Issue	日期 Date
		JUL 18, 2005
		OCT 22, 2004

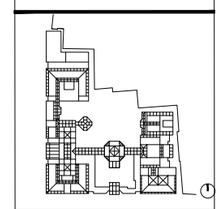

图名 Drawing Title

局部平面图

会签栏 Signed by

建筑 Architectural	设备 Mechanical
结构 Structural	电气 Electrical
设计编号 SIAD #	工程号码 Job #
审定人 Checked by	工程负责人 Supervised by
审核人 Checked by	工种负责人 Supervised by
校对人 Checked by	设计人 Designed by
咨询 Consulted by	制图人 Drawn by

比例 Scale 1:20

日期 Date AUGT 15, 2005

图号 Drawing # JPM—01

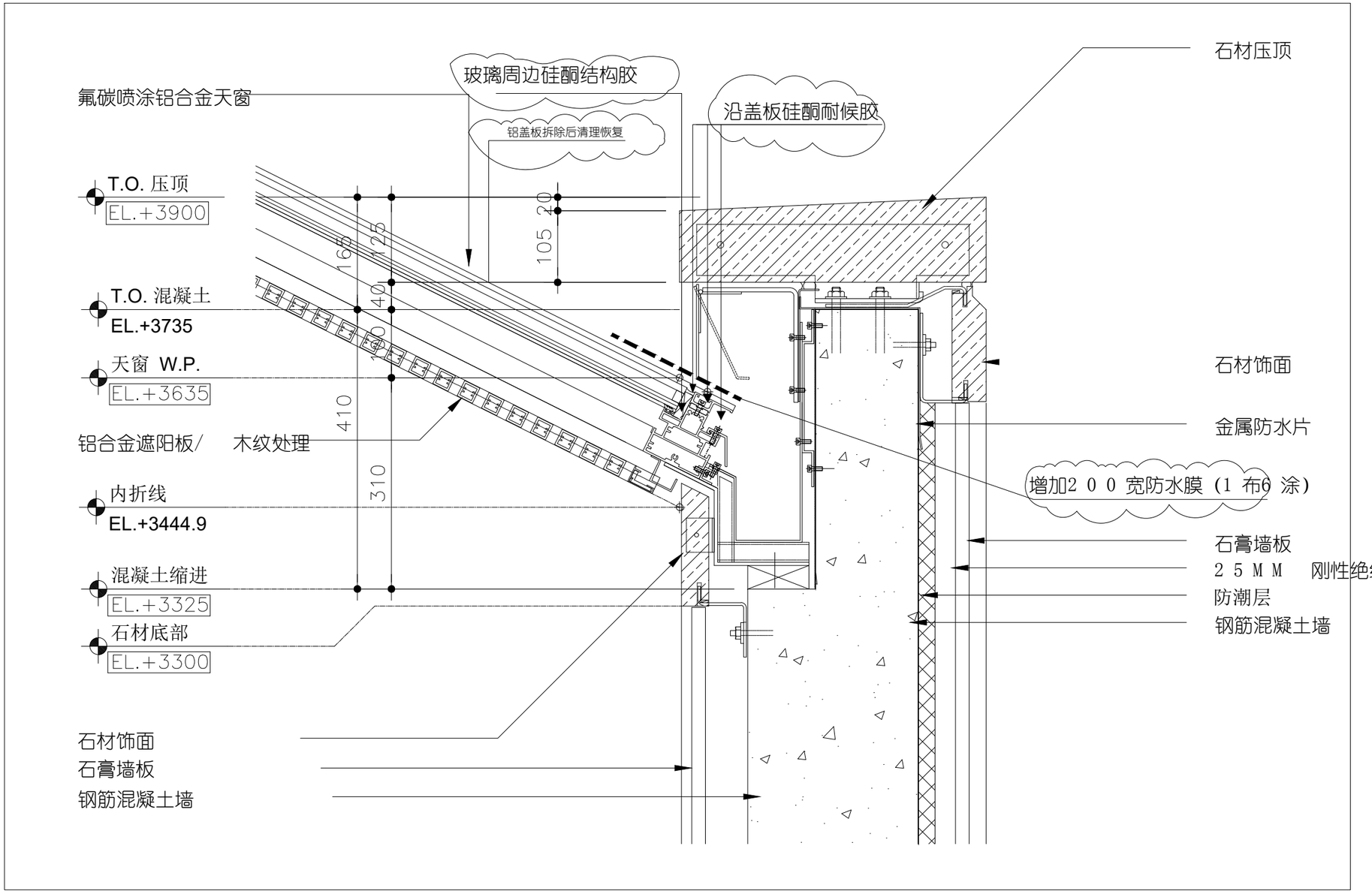

苏州博物馆

SUZHOU MUSEUM

SUZHOU CHINA

注解 General Notes

PROJECT ELEVATION +/- 0000 = CITY DATUM EL. 03.58M

编号 No.	出图 Issue	日期 Date
	GENERAL REVISIONS	JUL 18, 2005
	CONSTRUCTION DOCUMENTS	OCT 22, 2004

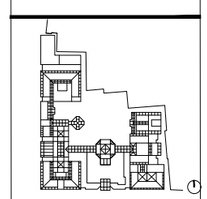

图名 Drawing Title

屋面维修节点1

会签栏 Signed by

建筑 Architectural	设备 Mechanical
结构 Structural	电气 Electrical

项目编号 Project 03/027-15-23

工程号码 Job #

审定人 Checked by	工程负责人 Supervised by
审核人 Checked by	工种负责人 Supervised by
校对人 Checked by	设计人 Designed by
咨询 Consulted by	制图人 Drawn by

比例 Scale 1:20

日期 Date AUGT 15, 2005

图号 Drawing # W-WX01

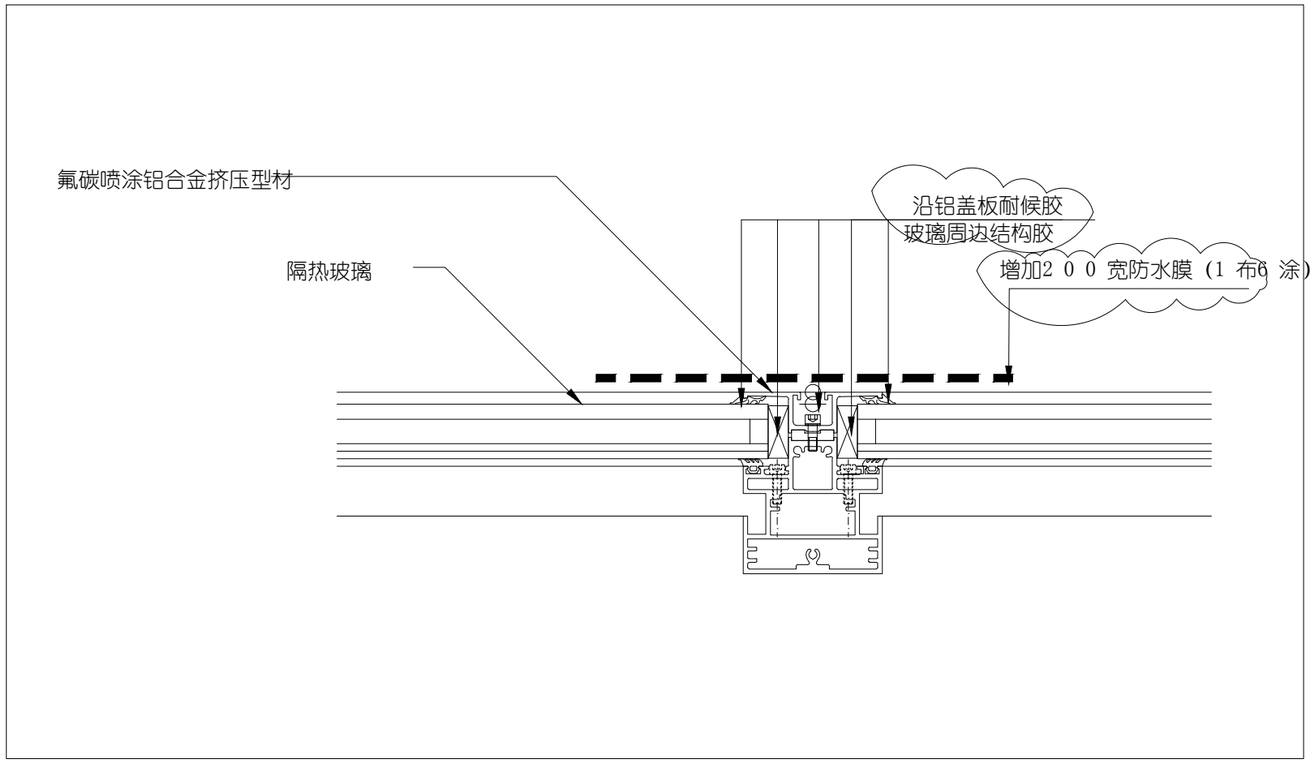

苏州博物馆

SUZHOU MUSEUM

SUZHOU CHINA

注解 General Notes

PROJECT ELEVATION +/- 0000 = CITY DATUM EL. 03.58M

	GENERAL REVISIONS	JUL 18, 2005
	CONSTRUCTION DOCUMENTS	OCT 22, 2004
编号 No.	出图 Issue	日期 Date

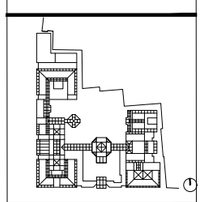

图名 Drawing Title

屋面维修节点2

会签栏 Signed by

建筑 Architectural	设备 Mechanical
结构 Structural	电气 Electrical
设计编号 BAD #	工程号码 Job #
审定人 Checked by	工程负责人 Supervised by
审核人 Checked by	工种负责人 Supervised by
校对人 Checked by	设计人 Designed by
咨询 Consulted by	制图人 Drawn by
比例 Scale	图号 Drawing #
日期 Date AUGT 15, 2005	W－WX02

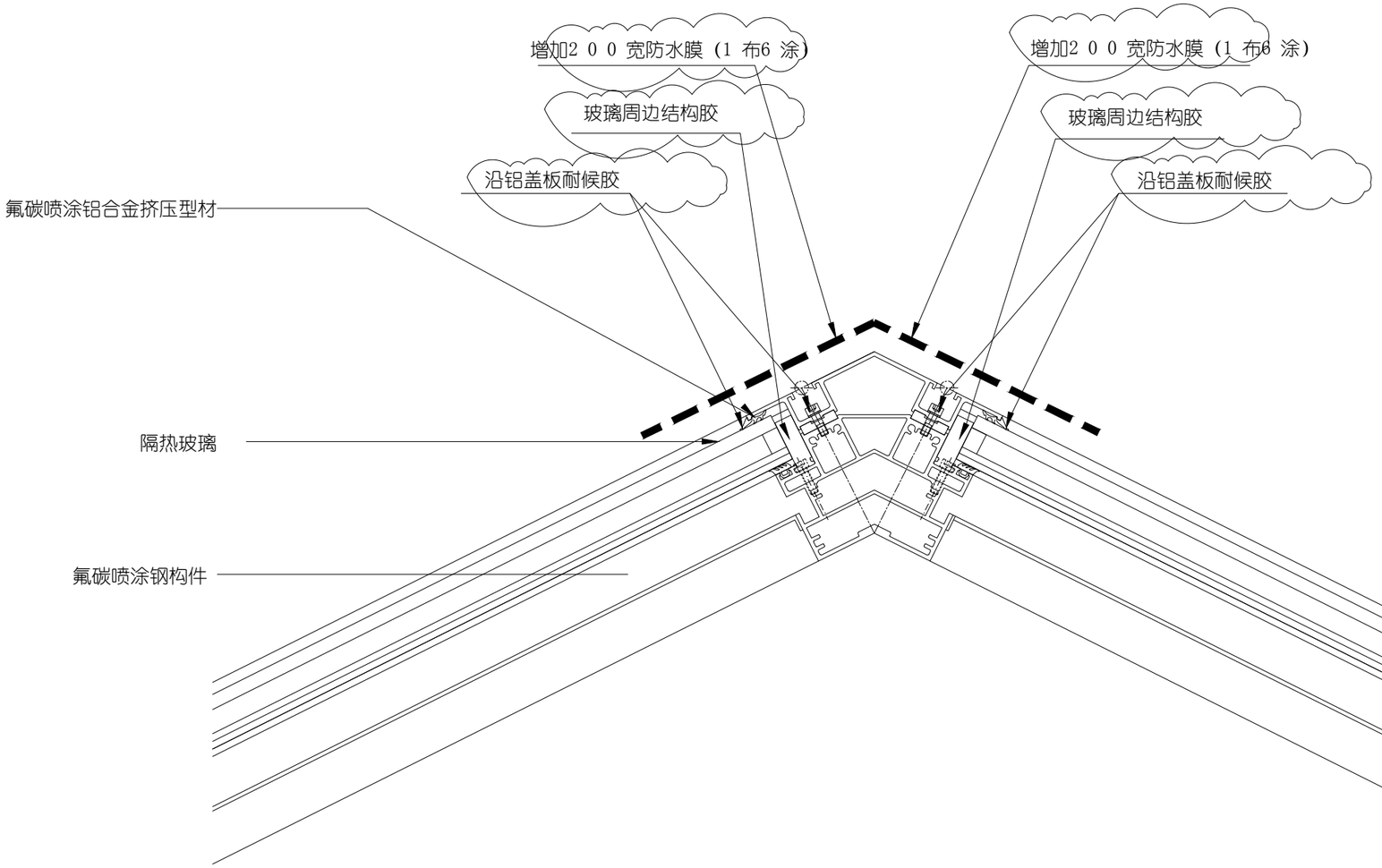

苏州博物馆

SUZHOU MUSEUM

SUZHOU CHINA

注解 General Notes

PROJECT ELEVATION +/- 0000 = CITY DATUM EL. 03.58M

	GENERAL REVISIONS	JUL 18, 2005
	CONSTRUCTION DOCUMENTS	OCT 22, 2004
编号 No.	出图 Issue	日期 Date

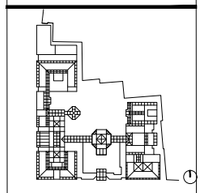

图名 Drawing Title

屋面维修节点3

会签栏 Signed by

建筑 Architectural	设备 Mechanical
结构 Structural	电气 Electrical
设计编号 BAD #	工程号码 Job #
审定人 Checked by	工程负责人 Supervised by
审核人 Checked by	工种负责人 Supervised by
校对人 Checked by	设计人 Designed by
咨询 Consulted by	制图人 Drawn by
比例 Scale 1:20	图号 Drawing # W—WX03
日期 Date AUGT 15, 2005	

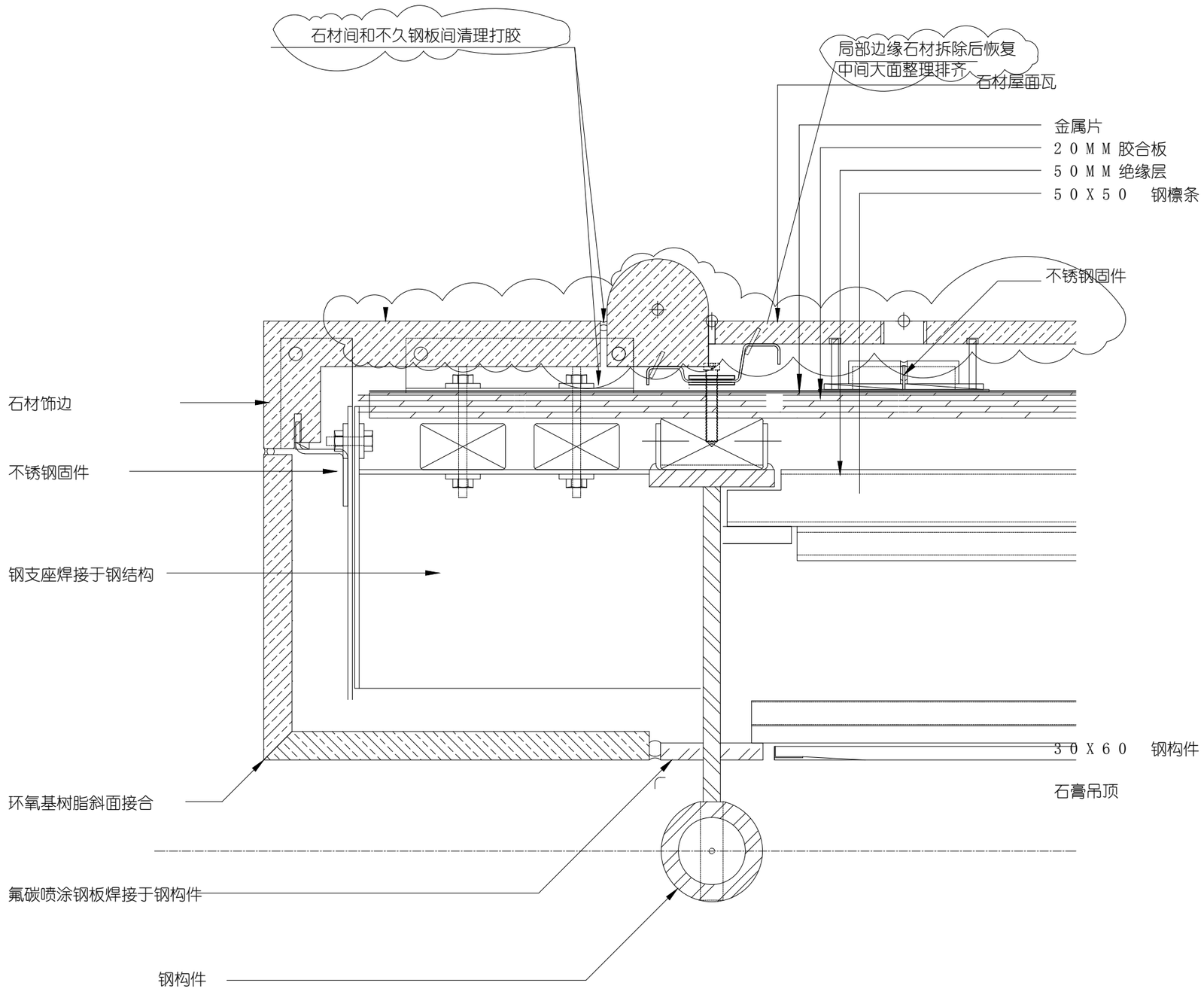

苏州博物馆

SUZHOU MUSEUM
SUZHOU CHINA

注解 General Notes

PROJECT ELEVATION +/- 0000 = CITY DATUM EL. 03.58M

编号 No.	出图 Issue	日期 Date
	GENERAL REVISIONS	JUL 18, 2005
	CONSTRUCTION DOCUMENTS	OCT 22, 2004

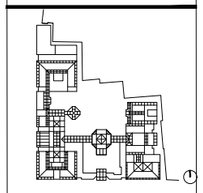

图名 Drawing Title

屋面维修节点4

会签栏 Signed by

建筑 Architectural	设备 Mechanical
结构 Structural	电气 Electrical
设计编号 BAD #	工程号码 Job #
审定人 Checked by	工程负责人 Supervised by
审核人 Checked by	工种负责人 Supervised by
校对人 Checked by	设计人 Designed by
咨询 Consulted by	制图人 Drawn by
比例 Scale 1:20	图号 Drawing # W－WX04
日期 Date AUGT 15, 2005	

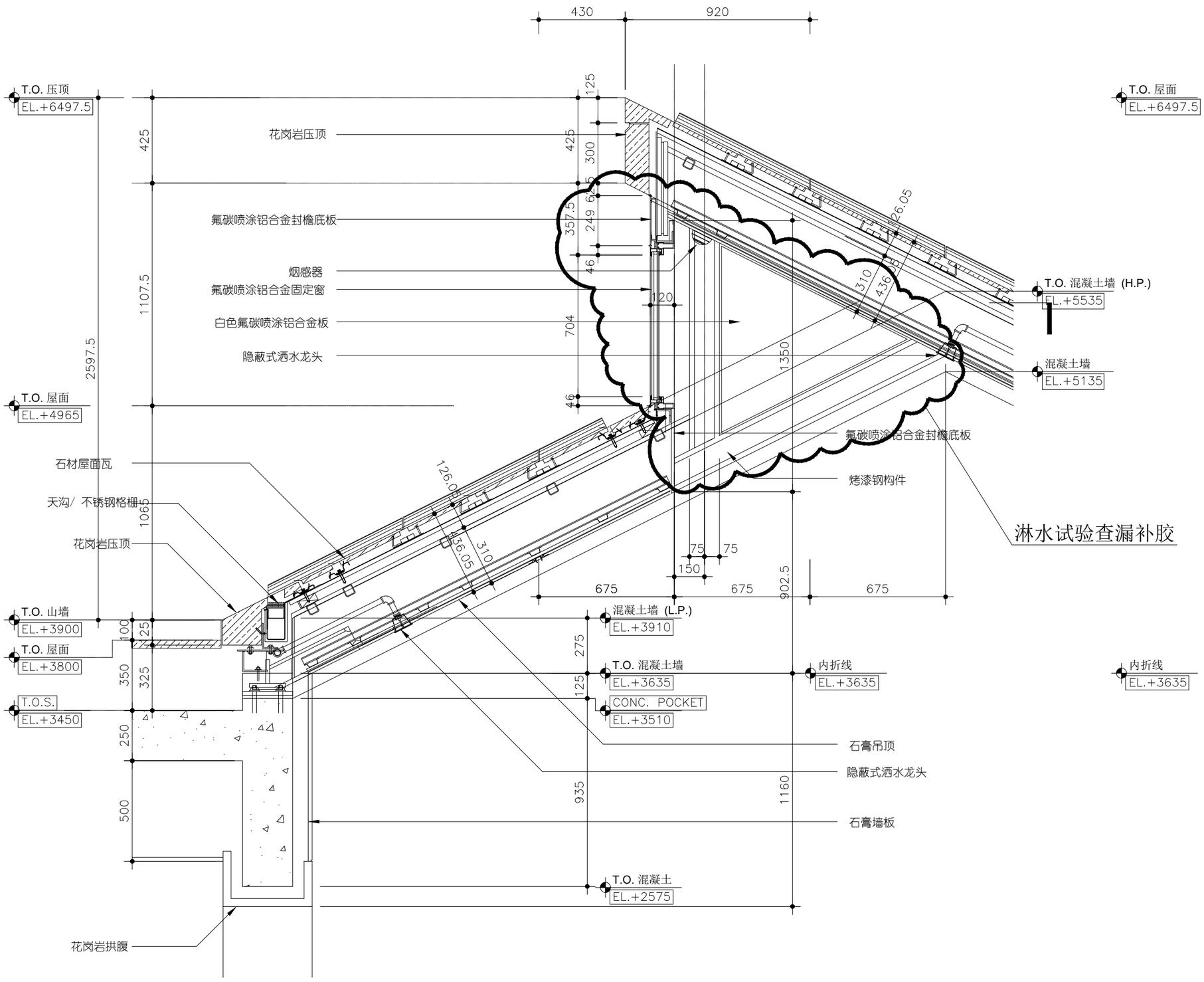

苏州博物馆

SUZHOU MUSEUM

SUZHOU CHINA

注解 General Notes

PROJECT ELEVATION +/- 0000 = CITY DATUM EL. 33.58M

编号 No.	出图 Issue	日期 Date
	GENERAL REVISIONS	JUL 18, 20(
	CONSTRUCTION DOCUMENTS	OCT 22, 20

图名 Drawing Title

屋面维修节点5

会签栏 Signed by

建筑 Architectural	设备 Mechanical
结构 Structural	电气 Electrical
设计编号 BAD #	工程号码 Job #
审定人 Checked by	工程负责人 Supervised by
审核人 Checked by	工种负责人 Supervised by
校对人 Checked by	设计人 Designed by
咨询 Consulted by	制图人 Drawn by

比例 Scale 1:20

图号 Drawing # AW WX05

日期 Date AUGT 15, 2005

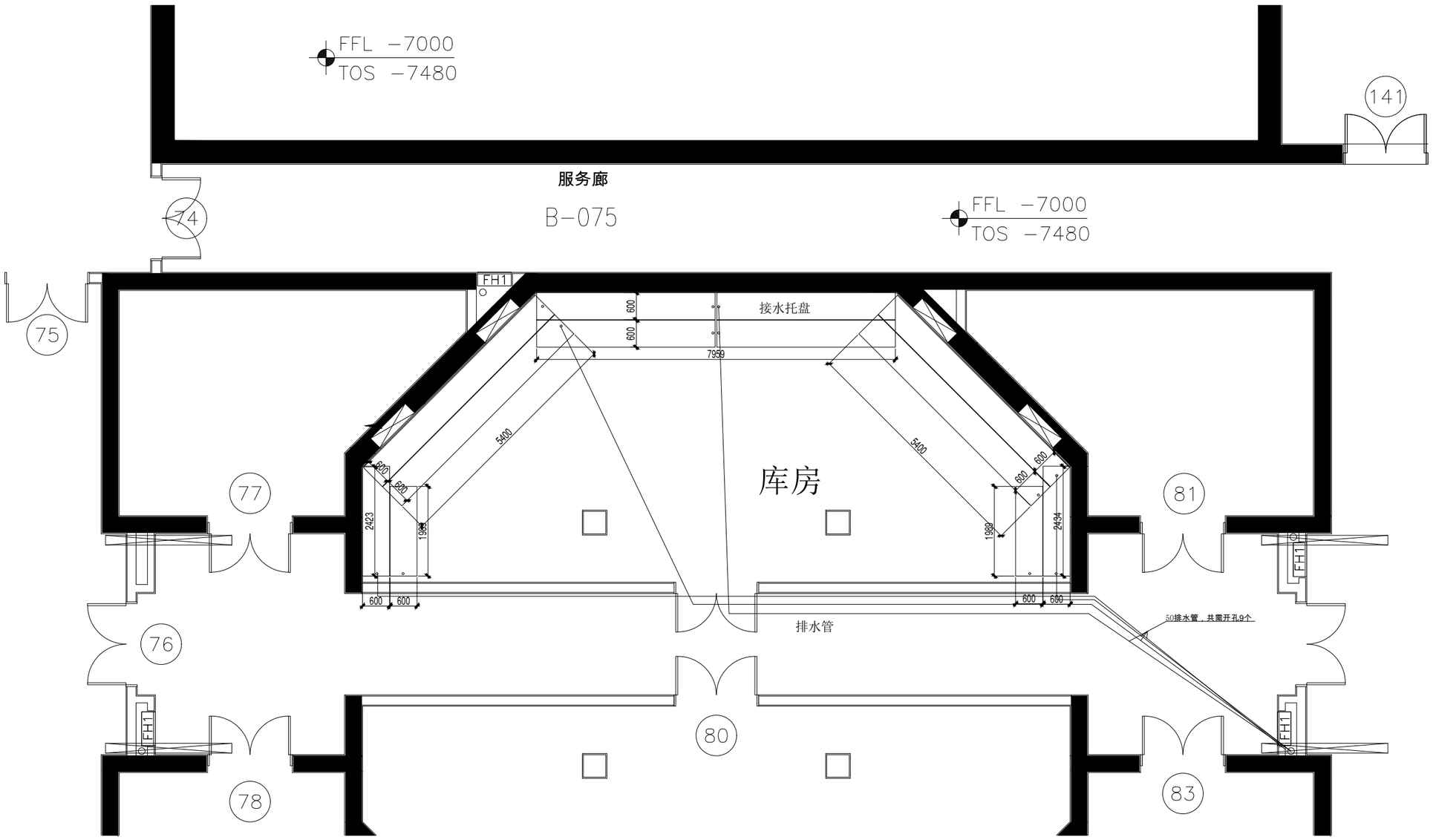

文物库房平面图

苏州博物馆

SUZHOU MUSEUM
SUZHOU CHINA

注解 General Notes

编号 No. 出图 Issue 日期 Date

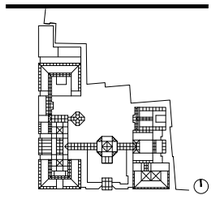

图名 Drawing Title

会签栏 Signed by

建筑 Architectural	设备 Mechanical
结构 Structural	电气 Electrical
设计编号 SIAD #	工程号码 Job #
审定人 Checked by	工程负责人 Supervised by
审核人 Checked by	工种负责人 Supervised by
校对人 Checked by	设计人 Designed by
咨询 Consulted by	制图人 Drawn by
比例 Scale	图号 Drawing #
日期 Date	

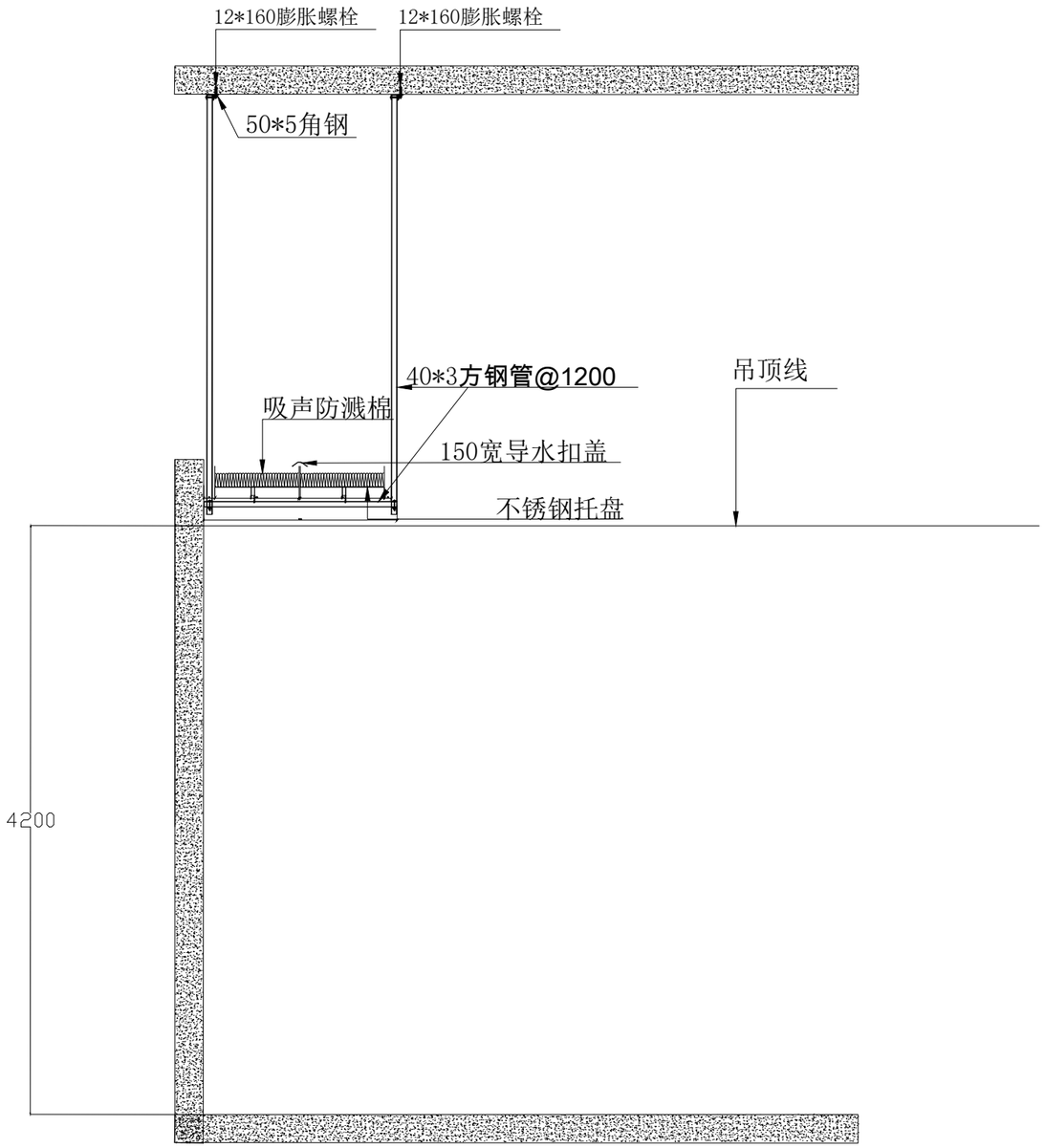

文物库房吊顶剖面图

苏州博物馆

SUZHOU MUSEUM
SUZHOU CHINA

注解 General Notes

编号 No. 出图 Issue 日期 Date

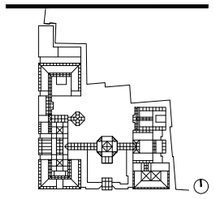

图名 Drawing Title

会签栏 Signed by

建筑 Architectural	设备 Mechanical
结构 Structural	电气 Electrical
设计编号 SIAD #	工程号码 Job #
审定人 Checked by	工程负责人 Supervised by
审核人 Checked by	工种负责人 Supervised by
校对人 Checked by	设计人 Designed by
咨询 Consulted by	制图人 Drawn by
比例 Scale	图号 Drawing #
日期 Date	